





Elev8 Sit-Stand desks

The ability to sit and stand during the average working day has huge health benefits to the user, helping to burn calories, boost energy levels, improve posture and promote mental well-being. In addition to the numerous health benefits provided by periodic standing, studies show that Elev8 height adjustable desks promote creativity, team interaction, collaboration, and the willingness to share ideas.

Elev8 sit stand desking allows the individual user to electronically adjust the desk height from a sitting to a standing position with the touch of a button. Having the option to stand, as well as sit during the work day has been proven not only to benefit the health of the user, but also of the business. Elev8 is now available in wave desktops, complementing the best-selling straight desk tops currently available.

Elev8

Sit-Stand desking



Details & Features



Electric height adjustment

Elev8 uses electronic height adjustment technology used extensively within the health care industry, ensuring smooth and quite robust operation. The power is supplied through a standard 3 pin plug.



Adjustability

The three part leg offers adjustability from 635mm to 1285mm. Adjustment is made through "twin motors" for fast, smooth and accurate movement of the 25mm tops.



Weight capacity

The electronic Linak motors are supported by a 5 year warranty and have a maximum weight loading of 130kg.



Desktop – Fabric Elev8

Vibe desktop screens are available in special sizes for our Elev8 sit-stand desks. These innovative and cleverly designed screens provide the same level of privacy between back-to-back Elev8 desk when at their highest and lowest points.

Finish Options

Colours available in beech, maple, oak, white and walnut. Please add suffix when ordering eg. **EV16S** in beech = **EV16SB**



BEECH(B)



MAPLE(M)



OAK(O)



WHITE(WH)



WALNUT(W)




Straight Desk - Silver frame

CODE	A	B	RRP
EV12S	1200	800	£ 840.00
EV14S	1400	800	£ 883.00
EV16S	1600	800	£ 924.00
EV18S	1800	800	£1008.00




- Adjustability from 635mm to 1285mm
- Two cable access ports




Straight Desk - White frame

CODE	A	B	RRP
EV12WH	1200	800	£ 840.00
EV14WH	1400	800	£ 883.00
EV16WH	1600	800	£ 924.00
EV18WH	1800	800	£1008.00



- Adjustability from 635mm to 1285mm
- Two cable access ports



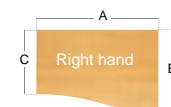
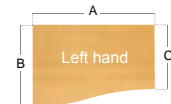
Wave Desk - Silver frame

CODE	A	B	C	RRP
EV12SWL	1200	990	800	£ 960.00
EV14SWL	1400	990	800	£1,000.00
EV16SWL	1600	990	800	£1,040.00

CODE	A	B	C	RRP
EV12SWR	1200	990	800	£ 960.00
EV14SWR	1400	990	800	£1,000.00
EV16SWR	1600	990	800	£1,040.00



- Adjustability from 635mm to 1285mm
- Two cable access ports




NEW

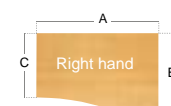
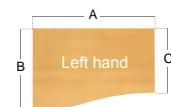
Wave Desk - White frame

CODE	A	B	C	RRP
EV12WHWL	1200	990	800	£ 960.00
EV14WHWL	1400	990	800	£1,000.00
EV16WHWL	1600	990	800	£1,040.00

CODE	A	B	C	RRP
EV12WHWR	1200	990	800	£ 960.00
EV14WHWR	1400	990	800	£1,000.00
EV16WHWR	1600	990	800	£1,040.00



- Adjustability from 635mm to 1285mm
- Two cable access ports



NEW

Elev8 Sit-Stand desking - Screens

Desktop Screen - 600mm high



CODE	W	D	H	Band A	Band B	Band C
EV1000	1000	25	600	£120.00	£128.00	£144.00
EV1200	1200	25	600	£136.00	£144.00	£160.00
EV1400	1400	25	600	£152.00	£160.00	£176.00
EV1600	1600	25	600	£168.00	£176.00	£192.00

Made to order

- 25mm thickness
- Made to order, designer office screens, available in a multitude of colour options
- Hand crafted, exposing the edge of the stitch detail on a radius corner to produce a screen which is elegant, modern and stylish
- Available in special sizes for Elev8 sit stand desks
- Elev8 desk brackets supplied as standard



Accessories

For a full range of accessories please see our accessories section

Note

When specifying please allow a 50mm space around all moving surfaces

Why opt for a sit-stand solution?

There are two main reasons for looking at a sit-stand desk solution. The ability to sit and stand during the average working day has huge health benefits to the user and it's this active working style that encourages increased staff productivity and reduced absenteeism.

Major international research over recent years has produced evidence that sitting for more than 4 hours a day leads to:

- Disrupted blood sugar levels
- Increased insulin
- Increased blood pressure levels
- Enzymes responsible for burning harmful blood fats shutting down
- Leg muscles switch off



It doesn't matter what your level of physical activity, the result leads to an increased risk of heart disease, diabetes, cancer, weight gain and back ache. Having the ability to sit, stand, sit, stand during the working day dramatically improves your health and wellbeing.

Adapt II Bench desk system

Adapt II is our vision for systems furniture in the contemporary office. Offering a new, flexible approach to office furniture design, it is perfect for matching desking with meeting table and even executive desk design for the totally integrated look. Sleek and stylish with clean cut lines and balanced proportions, the Adapt II benching solution is a real stand out in the modern office environment.

Comprising a sturdy steel subframe and bench tops which take on a floating appearance, Adapt II offers a clean and minimal look to the workplace. Desk legs can be shared, making it an aesthetically pleasing, cost effective and practical system for high density office spaces, and the sliding top options allows for easy cable management from above the desk whilst still satisfying the demands of a busy organisation.





Adapt II

Bench desk system - Fixed tops



Details & Features



Bench Leg

Steel legs and framework for enhanced strength and stability. Available with silver (RAL9006) and white (RAL9016) legs – please add suffix to code



25mm desktops

Featuring durable 25mm melamine worktops available in three finish options, with a choice of screen styles, sizes and colours to complement the range



Cable Management

Vertical cable management allows cables to rise from the floor via single leg and mass cable risers to improve office aesthetics and safety



Cut Outs


Each desk has 3 scalloped cut outs in the 25mm tops allowing cables to pass directly through to the cable tray and cable risers to ensure complete cable control

Finish Options

When ordering add your frame colour and top finish

Colours available - Silver or white frames with beech, white or walnut tops.

Please add suffix when ordering eg. **E168** with white frame and beech top = **E168-WH-B**



Adapt II Bench desk system - Fixed tops

Single Desk - 600 deep

CODE	A	B	RRP
E126	1200	600	£248.00
E146	1400	600	£256.00
E166	1600	600	£273.00



• Single desk




Single Desk - 800 deep

CODE	A	B	RRP
E128	1200	800	£275.00
E148	1400	800	£289.00
E168	1600	800	£308.00



• Single desk



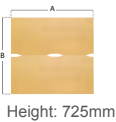
Back To Back Desks

CODE	A	B	RRP
E1212	1200	1200	£453.00
E1412	1400	1200	£471.00
E1612	1600	1200	£504.00

CODE	A	B	RRP
E1216	1200	1600	£484.00
E1416	1400	1600	£512.00
E1616	1600	1600	£548.00



• Two desks back to back



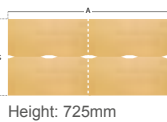
Double Back To Back Desks

CODE	A	B	RRP
E2412	2400	1200	£742.00
E2812	2800	1200	£779.00
E3212	3200	1200	£844.00

CODE	A	B	RRP
E2416	2400	1600	£802.00
E2816	2800	1600	£857.00
E3216	3200	1600	£931.00



• Four desks back to back
• Recessed centre leg support




Triple Back To Back Desks

CODE	A	B	RRP
E3612	3600	1200	£1030.00
E4212	4200	1200	£1085.00
E4812	4800	1200	£1184.00

CODE	A	B	RRP
E3616	3600	1600	£1120.00
E4216	4200	1600	£1203.00
E4816	4800	1600	£1314.00



• Six desks back to back
• Recessed centre leg supports



Adapt II Bench desk system - Configure your starter and add-on units - Fixed tops


Starter Units Single

CODE	A	B	RRP
E126-SB	1200	600	£248.00
E146-SB	1400	600	£256.00
E166-SB	1600	600	£273.00

CODE	A	B	RRP
E128-SB	1200	800	£275.00
E148-SB	1400	800	£289.00
E168-SB	1600	800	£308.00



• Single starter desk



Height: 725mm



Add On Units Single

CODE	A	B	RRP
E126-AB	1200	600	£164.00
E146-AB	1400	600	£174.00
E166-AB	1600	600	£191.00

CODE	A	B	RRP
E128-AB	1200	800	£183.00
E148-AB	1400	800	£196.00
E168-AB	1600	800	£215.00



• Single add on desk



Height: 725mm



Starter Units Back To Back

CODE	A	B	RRP
E1212-SB	1200	1200	£453.00
E1412-SB	1400	1200	£471.00
E1612-SB	1600	1200	£504.00

CODE	A	B	RRP
E1216-SB	1200	1600	£484.00
E1416-SB	1400	1600	£512.00
E1616-SB	1600	1600	£548.00



• Back to back starter desk



Height: 725mm



Add On Units Back To Back

CODE	A	B	RRP
E1212-AB	1200	1200	£290.00
E1412-AB	1400	1200	£308.00
E1612-AB	1600	1200	£341.00

CODE	A	B	RRP
E1216-AB	1200	1600	£319.00
E1416-AB	1400	1600	£346.00
E1616-AB	1600	1600	£383.00



• Back to back add on desk
• Uses recessed centre leg



Height: 725mm





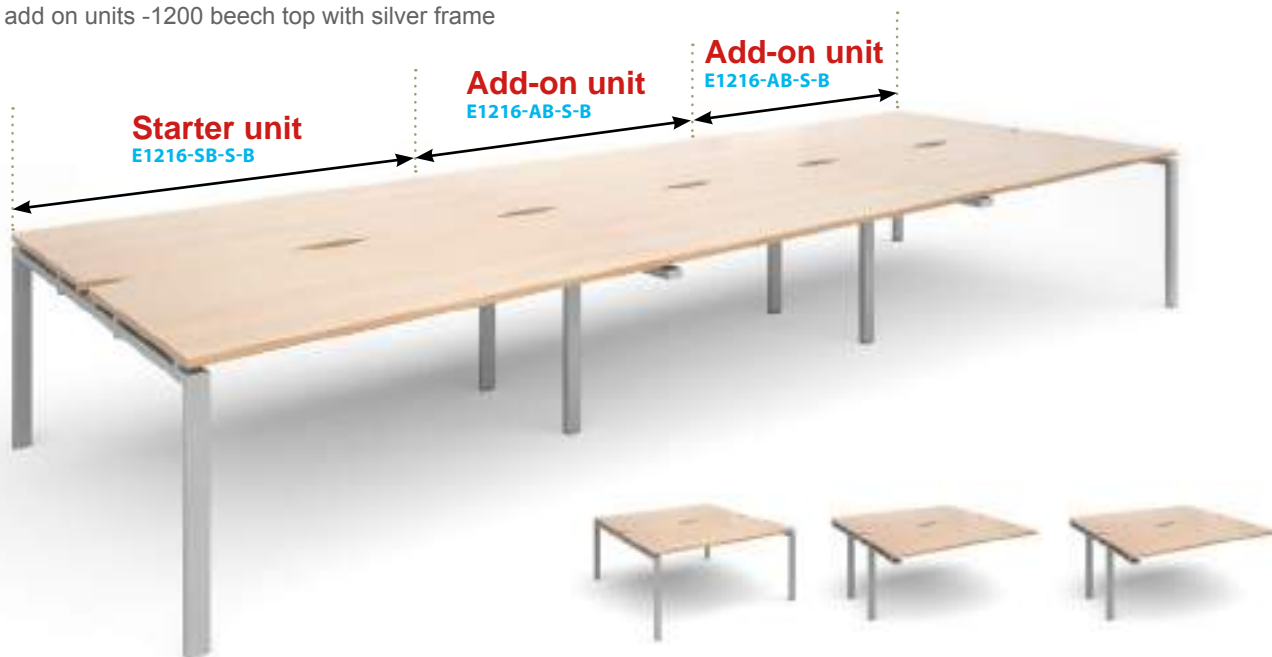
Sample Configurations - Mix and match colours and sizes - Fixed tops

Each configuration starts with a "starter unit".
Choose you "starter unit" width, depth and colour, then simply add your "add on" units.

Please note
You can't mix 600 with 800 or 1200 with 1600 deep units.
You can't mix fixed and sliding top units

Seats 6

1 starter and 2 add on units -1200 beech top with silver frame



Adapt II

Bench desk system

Sliding tops



Details & Features



Sliding tops

The desktops move forward and slide out to a maximum of 125mm giving you greater access to the cable tray, allowing easy access from the top



25mm desktops

Featuring durable 25mm melamine worktops available in three finish options, with a choice of screen styles, sizes and colours to complement the range



Cable Management

Vertical cable management allows cables to rise from the floor via single leg and mass cable risers to improve office aesthetics and safety



Cut Outs


Each desk has 3 scalloped cut outs in the 25mm tops allowing cables to pass directly through to the cable tray and cable risers to ensure complete cable control

Finish Options

When ordering add your frame colour and top finish

Colours available - Silver or white frames with beech, white or walnut tops.

Please add suffix when ordering eg. **STE1212** with white frame and beech top = **STE1212-WH-B**



Adapt II Bench desk system - Sliding tops

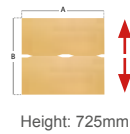
Back To Back Desks

CODE	A	B	RRP
STE1212	1200	1200	£580.00
STE1412	1400	1200	£603.00
STE1612	1600	1200	£646.00

CODE	A	B	RRP
STE1216	1200	1600	£620.00
STE1416	1400	1600	£655.00
STE1616	1600	1600	£702.00



- Two desks back to back



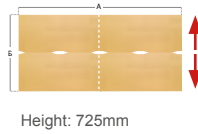
Double Back To Back Desks

CODE	A	B	RRP
STE2412	2400	1200	£ 949.00
STE2812	2800	1200	£ 996.00
STE3212	3200	1200	£1080.00

CODE	A	B	RRP
STE2416	2400	1600	£1027.00
STE2816	2800	1600	£1097.00
STE3216	3200	1600	£1191.00



- Four desks back to back
- Recessed centre leg support



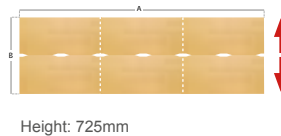
Triple Back To Back Desks

CODE	A	B	RRP
STE3612	3600	1200	£1318.00
STE4212	4200	1200	£1388.00
STE4812	4800	1200	£1516.00

CODE	A	B	RRP
STE3616	3600	1600	£1433.00
STE4216	4200	1600	£1540.00
STE4816	4800	1600	£1680.00



- Six desks back to back
- Recessed centre leg supports




Starter Units

CODE	A	B	RRP
STE1212-SB	1200	1200	£580.00
STE1412-SB	1400	1200	£603.00
STE1612-SB	1600	1200	£646.00

CODE	A	B	RRP
STE1216-SB	1200	1600	£620.00
STE1416-SB	1400	1600	£655.00
STE1616-SB	1600	1600	£702.00



- Back to back starter desk



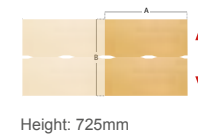
Add On Units

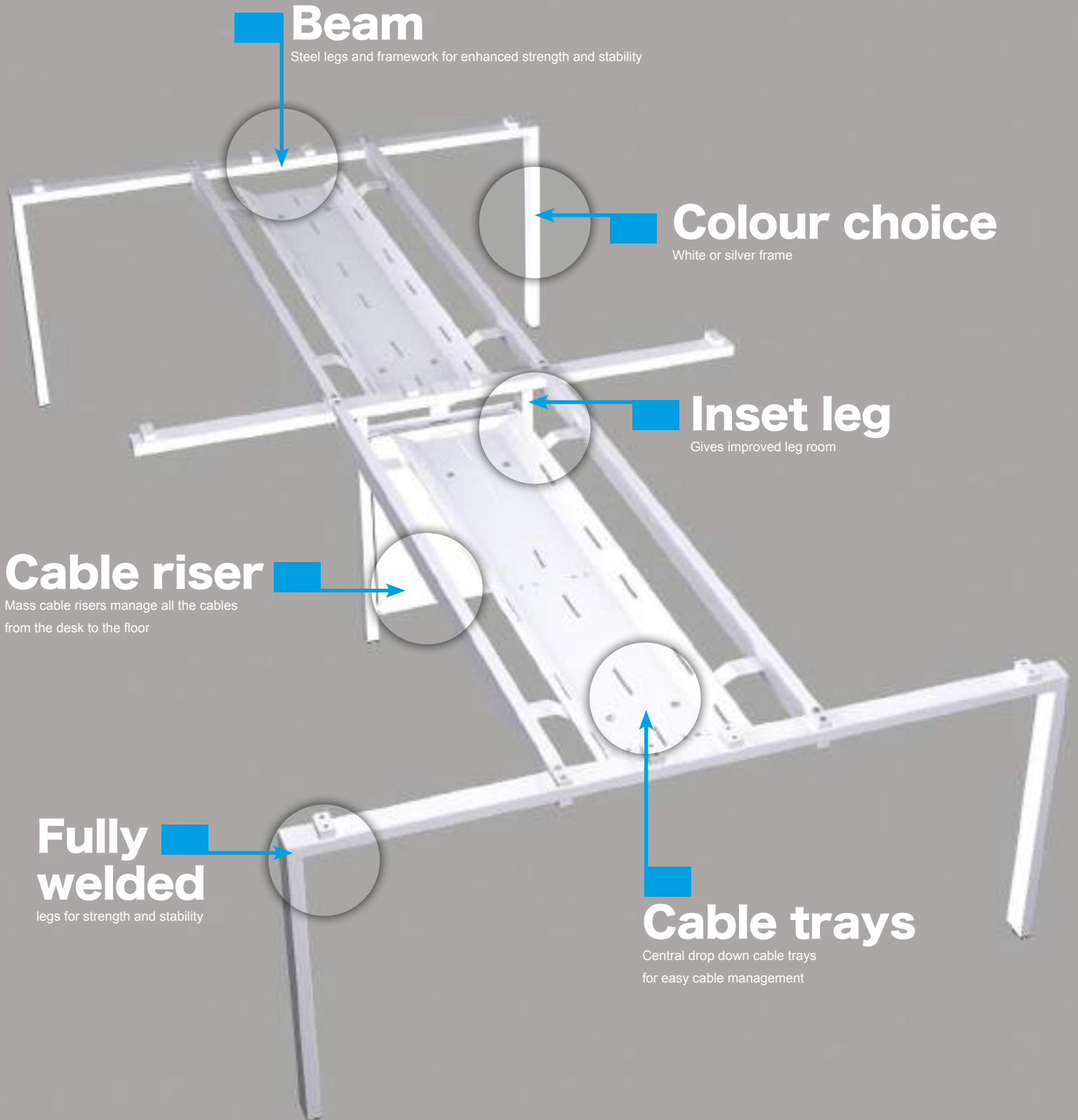
CODE	A	B	RRP
STE1212-AB	1200	1200	£370.00
STE1412-AB	1400	1200	£394.00
STE1612-AB	1600	1200	£436.00

CODE	A	B	RRP
STE1216-AB	1200	1600	£408.00
STE1416-AB	1400	1600	£444.00
STE1616-AB	1600	1600	£491.00



- Back to back add on desk
- Uses recessed centre leg





Beam

Steel legs and framework for enhanced strength and stability

Colour choice

White or silver frame

Inset leg

Gives improved leg room

Cable riser

Mass cable risers manage all the cables from the desk to the floor

Fully welded

legs for strength and stability

Cable trays

Central drop down cable trays for easy cable management

Adapt II Bench desk system - Accessories

Central Drop Down Cable Tray & Bracket

CODE	DESCRIPTION	RRP
ED12DCT	1200mm Central Drop Down Cable Tray & Bracket	£80.00
ED14DCT	1400mm Central Drop Down Cable Tray & Bracket	£84.00
ED16DCT	1600mm Central Drop Down Cable Tray & Bracket	£88.00



Available in silver (S) or white(WH).

Please add suffix when ordering eg. **ED12DCT** in white = **ED12DCT-WH**

- Shared cable tray
- Sits central to two back to back desks
- Drops down for easy access
- Accepts power & data
- Cables can run between 2 trays
- Slots for cable ties



Mass Vertical Cable Riser

CODE	DESCRIPTION	RRP
EDCR	Mass Cable Riser for Intermediate Bench Leg	£92.00



Available in silver (S) or white(WH).

Please add suffix when ordering eg. **EDCR** in white = **EDCR-WH**

- Fits between recessed leg support
- Segregated cables
- Easily removable
- Easy access



Single Desk Cable Tray

CODE	DESCRIPTION	RRP
ED12SCT	1200mm Single Desk Cable Tray	£43.00
ED14SCT	1400mm Single Desk Cable Tray	£51.00
ED16SCT	1600mm Single Desk Cable Tray	£75.00



Available in silver (S) or white(WH).

Please add suffix when ordering eg. **ED12SCT** in white = **ED12SCT-WH**

- Single desk
- Accepts power & data
- Easy access
- Slots for cable ties



Magnetic Vertical Cable Riser

CODE	DESCRIPTION	RRP
EDMCR	Magnetic Cable Riser	£33.00



Available in silver (S) or white(WH).

Please add suffix when ordering eg. **EDMCR** in white = **EDMCR-WH**

- Magnetic connection
- Fits all legs
- Easily removable
- Easy access



Adapt II Bench desk system - Screens

Straight Fabric Screens

CODE	A	B	RRP	Band A	Band B	Band C
A1200	1200	380	£118.00	£124.00	£148.00	£172.00
A1400	1400	380	£127.00	£132.00	£160.00	£184.00
A1600	1600	380	£144.00	£151.00	£176.00	£200.00

MADE TO ORDER


Stocked finish



BLUE (B)

Made to Order

Bands A,B&C
See page 140



Available in silver (S) or white(WH).

Please add suffix when ordering eg. **A1200** with silver frame and blue fabric = **A1200-S-B**

Straight Glazed Screens

CODE	A	B	RRP	Coloured glaze
AG1200	1200	380	£152.00	£168.00
AG1400	1400	380	£161.00	£176.00
AG1600	1600	380	£176.00	£188.00

MADE TO ORDER

Stocked finish



POLAR WHITE (W)

Made to Order



CHILI RED (R)




MANDARIN ORANGE (O)



ACID GREEN (G)



ELECTRIC BLUE (B)



Available in silver (S) or white(WH).

Please add suffix when ordering eg. **AG1200** with silver frame and red glaze = **AG1200-WH-R**

Screen Brackets - BACK TO BACK DESKS

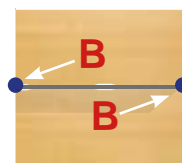
CODE	DESCRIPTION	RRP
B EDELSB	End	£20.00
C EDILSB	Intermediate	£24.00



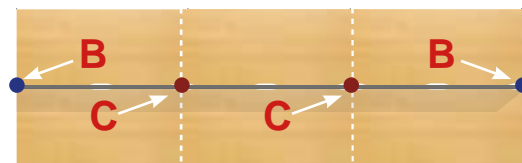
B **EDELSB-S**
FOR FABRIC
OR GLAZED
SCREENS



C **EDILSB-S**
FOR FABRIC
OR GLAZED
SCREENS



2 x **EDELSB**



2 x **EDELSB** & 2 x **EDILSB**

Bracket available in silver (S) or white(WH). Match screen trim colour to bracket colour.

Please add suffix when ordering eg. **EDELSB** in white = **EDELSB-WH**

Screen Brackets - SINGLE OR RUNS OF SINGLE DESKS

CODE	DESCRIPTION	RRP
D AFSBK	For fabric screen	£27.00
E AGSBK	For glazed screen	£36.00




D **AFSBK-S**
FOR FABRIC
SCREENS

Pair



E **AGSBK-S**
FOR GLAZED
SCREENS

Pair



AFSBK

1 pair, per screen



AGSBK

1 pair, per screen

Bracket available in silver (S) or white(WH). Match screen trim colour to bracket colour.

Please add suffix when ordering eg. **EDELSB** in White = **EDELSB-WH**

Adapt II - Additional storage - Screen accessories & additional storage

Screen Accessories Pack

CODE	DESCRIPTION	RRP
SCRN-PACK-WH	Pack - White	£69.00
SCRN-PACK-S	Pack - Silver	£69.00

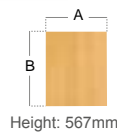
Pack contains:

Pen holder, A4 paper tray, phone holder, name holder



2 and 3 Drawer Mobile Pedestals

CODE	A	B	DRAWERS	RRP
R2M	426	600	2 Drawers	£159.00
R3M	426	600	3 Drawers	£159.00

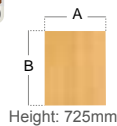
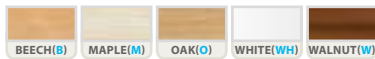


- **R2M** 1 filing drawer & 1 shallow drawer
- Accepts both A4 & foolscap Files
- Lockable
- Castors
- **R3M** with 3 shallow drawers
- Lockable
- Castors



Desk High Pedestal

CODE	A	B	RRP
R25DH6	426	600	£227.00
R25DH8	426	800	£248.00

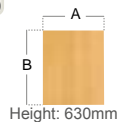


- 2 shallow and 1 filing drawer
- Accepts both A4 & foolscap files
- Lockable



Slim Line and Tall Mobile Pedestals

CODE	A	B	DRAWERS	RRP
TNMP	300	600	3 Drawers	£227.00
TMP	426	600	3 Drawers	£235.00

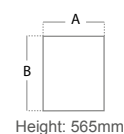


- **TNMP** Tall Narrow width pedestal
- 2 shallow and 1 filing drawer
- Lockable
- Castors
- **TMP** 2 shallow and 1 filing drawer
- Tall mobile pedestal
- Accepts both A4 & foolscap Files
- Lockable
- Castors



3 Drawer Mobile Steel Pedestal

CODE	A	B	RRP
MP3	391	545	£184.00



- Fully locking
- Accepts both A4 & foolscap files
- 1 filing and 2 shallow drawers
- With castors
- Ball bearing runners
- 5th castor on drawer front for anti-tilt
- Front castors have brake lock



Connex Modular bench desking

As bench solutions are becoming more popular and mainstream in open plan offices, the Connex range has been developed in response to modern office design and is a more cost effective alternative to the popular Adapt II benching solution. Through its twin fixed beam steel frame construction, Connex is robust enough to cope with the rigours of a busy office and is an ideal modular system for high density office spaces.

Connex bench desking is based on one principle – simplicity. With its clean lines and elegant form, Connex offers a choice of classic tried and tested configurations from a single desk to hundreds of workstations in a wide variety of sizes to fit any office space. The legs can be shared between bench clusters, which not only look aesthetically pleasing, but save space and decreases costs, whilst incorporating very effective cable management.





Connex

Modular bench desking solution



Details & Features



25mm Table Tops

Clean lines and balanced proportions make Connex a stand out in the modern office. Desktops are available in five finishes ensuring Connex looks the part in any office environment.



Bench Leg & Framework

The foundation of Connex is a powder coated square steel framework for enhanced strength and stability that forms the structure of the range - finished in silver or white.



Cable Management

Horizontal and vertical cable management allows cables to rise from the floor via single leg and mass cable risers, to improve office aesthetics and safety.



Modular System

Connex is a modular workspace system for high density office spaces. Assembly per cluster is quick and easy through its highly engineered parts which further increase the system's functionality.

Finish Options

When ordering add your frame colour and top finish

Colours available - Silver or white frames with beech, white or walnut tops.

Please add suffix when ordering eg. **CO168** with white frame and beech top = **CO168-WH-B**



Connex Modular bench desking

Single Desk - 800 deep

CODE	A	B	RRP
CO128	1200	800	£220.00
CO148	1400	800	£232.00
CO168	1600	800	£248.00

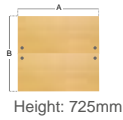
• Single desk



Back To Back Desks

CODE	A	B	RRP
CO1216	1200	1600	£388.00
CO1416	1400	1600	£412.00
CO1616	1600	1600	£440.00

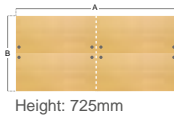
• Two desks back to back



Double Back To Back Desks

CODE	A	B	RRP
CO2416	2400	1600	£644.00
CO2816	2800	1600	£696.00
CO3216	3200	1600	£748.00

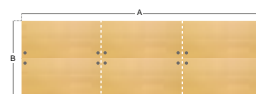

• Four desks back to back
• Recessed center leg support



Triple Back To Back Desks

CODE	A	B	RRP
CO3616	3600	1600	£924.00
CO4216	4200	1600	£968.00
CO4816	4800	1600	£1056.00

• Six desks back to back
• Recessed center leg supports



Connex Modular bench desking

Starter Units Single

CODE	A	B	RRP
CO128-SB	1200	800	£220.00
CO148-SB	1400	800	£232.00
CO168-SB	1600	800	£248.00

- Single starter desk



Add On Units Single

CODE	A	B	RRP
CO128-AB	1200	800	£156.00
CO148-AB	1400	800	£168.00
CO168-AB	1600	800	£200.00

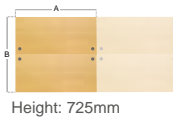
- Single add on desk
- Uses recessed centre leg



Starter Units Back To Back

CODE	A	B	RRP
CO1216-SB	1200	1600	£388.00
CO1416-SB	1400	1600	£412.00
CO1616-SB	1600	1600	£440.00

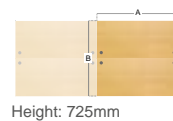
- Back to back starter desk



Add On Units Back To Back

CODE	A	B	RRP
CO1216-AB	1200	1600	£256.00
CO1416-AB	1400	1600	£284.00
CO1616-AB	1600	1600	£308.00

- Back to back add on desk
- Uses recessed centre leg



Connex Modular bench desking

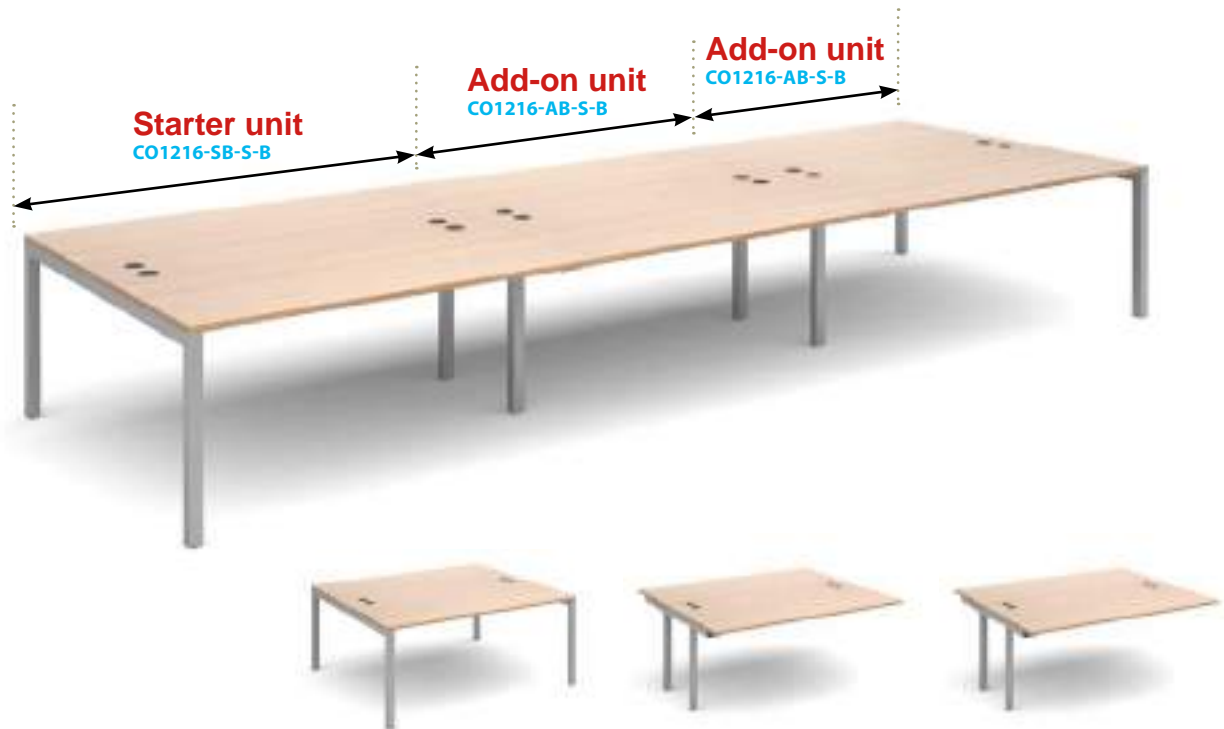
Sample Configurations - Mix and match colours and sizes - Fixed tops

Each configuration starts with a "starter unit".

Choose you "starter unit" width, depth and colour, then simply add your "add on" units.

Seats 6

1 starter and 2 add on units - 1200 Beech top with silver frame




Connex Modular bench desking - Accessories

Double Cable Tray

CODE	W		RRP
COU12DCT-S	1200	Silver	£64.00
COU14DCT-S	1400	Silver	£68.00
COU16DCT-S	1600	Silver	£76.00

CODE	W		RRP
COU12DCT-WH	1200	White	£64.00
COU14DCT-WH	1400	White	£68.00
COU16DCT-WH	1600	White	£76.00

- Shared cable tray
- Sits central to two back to back desks
- Accepts power & data
- Cables can run between 2 trays



Single Cable Tray

CODE	W		RRP
COU12SCT-S	1200	Silver	£36.00
COU14SCT-S	1400	Silver	£44.00
COU16SCT-S	1600	Silver	£52.00

CODE	W		RRP
COU12SCT-WH	1200	White	£36.00
COU14SCT-WH	1400	White	£44.00
COU16SCT-WH	1600	White	£52.00

- Single desk
- Accepts power & data
- Easy access



- Single tray - shown front and back for reference

Single Cable Tray

CODE	W		RRP
COUEDCR-S	1200	Silver	£88.00

CODE	W		RRP
COUEDCR-WH	1200	White	£88.00

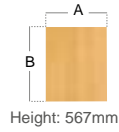
- Fits between recessed leg support
- Segregated cables
- Easily removable
- Easy access



Connex Modular bench desking - Additional storage

2 and 3 Drawer Mobile Pedestals

CODE	A	B	DRAWERS	RRP
R2M	426	600	2 Drawers	£159.00
R3M	426	600	3 Drawers	£159.00

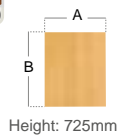



- **R2M** 1 filing drawer & 1 shallow drawer
- Accepts both A4 & foolscap Files
- Lockable
- Castors
- **R3M** with 3 shallow drawers
- Lockable
- Castors



Desk High Pedestal

CODE	A	B	RRP
R25DH6	426	600	£227.00
R25DH8	426	800	£248.00

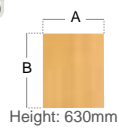


- 2 shallow and 1 filing drawer
- Accepts both A4 & foolscap files
- Lockable



Slim Line and Tall Mobile Pedestals

CODE	A	B	DRAWERS	RRP
TNMP	300	600	3 Drawers	£227.00
TMP	426	600	3 Drawers	£235.00

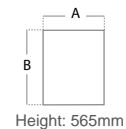
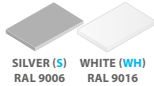


- **TNMP** Tall Narrow width pedestal
- 2 shallow and 1 filing drawer
- Lockable
- Castors
- **TMP** 2 shallow and 1 filing drawer
- Tall mobile pedestal
- Accepts both A4 & foolscap Files
- Lockable
- Castors



3 Drawer Mobile Steel Pedestal

CODE	A	B	RRP
MP3	391	545	£184.00



- Fully locking
- Accepts both A4 & foolscap files
- 1 filing and 2 shallow drawers
- With castors
- Ball bearing runners
- 5th castor on drawer front for anti-tilt
- Front castors have brake lock





TR10 Integrated cable management

With its strong lines and elegant form, TR10 is a streamlined desking system built for demanding work places and is a popular choice for a wide range of projects. The cable managed cantilever leg design allows users to hide and store unsightly cables, keeping them off the ground where they could create trip hazards and making the desk area both safe and aesthetically pleasing.

The fully welded leg frames are robust enough to cope with the rigours of a busy office and are supported by a steel beam system for added stability. TR10's stylish, curved desk tops are well-proportioned and will make a dynamic statement in any office, with a selection of desk clusters that make very efficient use of space whilst retaining a collaborative working environment.



TR10

Integrated cable management



Details & Features



Cantilever leg frames

Leg frames are fully welded for quick assembly with adjustable feet. Available with silver (RAL9006) and white (RAL9016) legs – please add suffix to code



Cable management

The cantilever legs have vertical cable management allowing cables to rise from the floor to improve office aesthetics and safety



Telescopic beam

Beams slot into the leg frame for easy assembly. The telescopic beam extends to the correct size, whilst acting as the cable management



25mm desk tops

Featuring durable 25mm melamine worktops available in five finish options, with a choice of screen styles, sizes and colours to complement the range

Finish Options

When ordering add your frame colour and top finish

Colours available in Beech, Maple, Oak, White and Walnut. Please add suffix when ordering eg. **T120** with silver frame in beech = **T120SB**



BEECH(B)



MAPLE(M)



OAK(O)



WHITE(WH)



WALNUT(W)



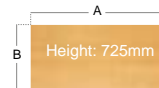
TR10 Integrated cable management - Silver or white cantilever frames

Straight Desk 600mm Deep

CODE	A	B	RRP
T608	800	600	£211.00
T610	1000	600	£215.00
T612	1200	600	£224.00
T614	1400	600	£228.00
T616	1600	600	£240.00
T618	1800	600	£248.00




- Shallow desks 600mm deep
- Two cable access ports
- **T608** & **T610** have single cable access ports

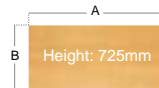


Straight Desk 800mm Deep

CODE	A	B	RRP
T8	800	800	£232.00
T10	1000	800	£236.00
T12	1200	800	£244.00
T14	1400	800	£248.00
T16	1600	800	£257.00
T18	1800	800	£291.00



- Two cable access ports
- **T8** & **T10** have single cable access port

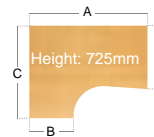


Left Hand Ergonomic Desk

CODE	A	B	C	D	RRP
TBEL14	1400	600	1200	800	£320.00
TBEL16	1600	600	1200	800	£336.00
TBEL18	1800	600	1200	800	£353.00




- Two cable access ports
- Post leg return

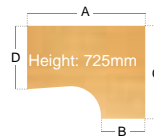


Right Hand Ergonomic Desk

CODE	A	B	C	D	RRP
TBER14	1400	600	1200	800	£320.00
TBER16	1600	600	1200	800	£336.00
TBER18	1800	600	1200	800	£353.00



- Two cable access ports
- Post leg return

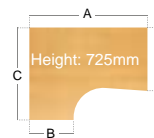


Deluxe Left Hand Ergonomic Desk

CODE	A	B	C	D	RRP
TDEL14	1400	600	1200	800	£420.00
TDEL16	1600	600	1200	800	£437.00
TDEL18	1800	600	1200	800	£454.00

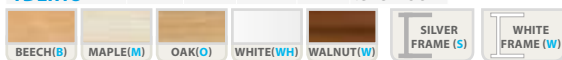


- Two cable access ports
- Full leg return

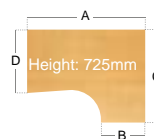


Deluxe Right Hand Ergonomic Desk

CODE	A	B	C	D	RRP
TDER14	1400	600	1200	800	£420.00
TDER16	1600	600	1200	800	£437.00
TDER18	1800	600	1200	800	£454.00



- Two cable access ports
- Full leg return




Note: When ordering add your frame then your top finish

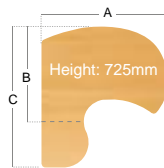
TR10 Integrated cable management - Silver or white cantilever frames

Left Hand Managers Desk

CODE	A	B	C	RRP
TMEL	1800	1350	2000	£588.00



- Two cable access ports
- 3 drawer pedestal with shaped top

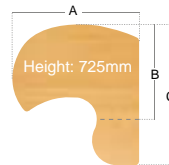


Right Hand Managers Desk

CODE	A	B	C	RRP
TMER	1800	1350	2000	£588.00



- Two cable access ports
- 3 drawer pedestal with shaped top



Left Hand Wave Desk

CODE	A	B	C	RRP
TWL12	1200	990	800	£278.00
TWL14	1400	990	800	£286.00
TWL16	1600	990	800	£303.00



- Two cable access ports



Right Hand Wave Desk

CODE	A	B	C	RRP
TWR12	1200	990	800	£278.00
TWR14	1400	990	800	£286.00
TWR16	1600	990	800	£303.00



- Two cable access ports

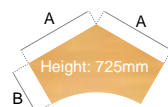


120 Degree Desk

CODE	A	B	RRP
T120	1000	600	£336.00



- Three cable access ports
- 120 degree
- Used for 3 person clusters

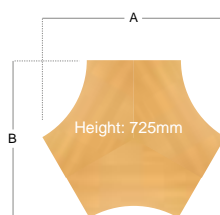


120 Degree Desk Cluster

CODE	A	B	RRP
T120 X 3	2332	2020	£1008.00



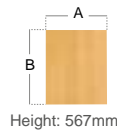
- Group of three 120 degree desk
- Three cable access ports
- Used for 3 person clusters



TR10 Integrated cable management - Storage

2 and 3 Drawer Mobile Pedestals

CODE	A	B	DRAWERS	RRP
R2M	426	600	2 Drawers	£159.00
R3M	426	600	3 Drawers	£159.00

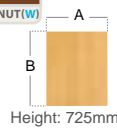


- **R2M** 1 filing drawer & 1 shallow drawer
- Accepts both A4 & foolscap Files
- Lockable
- Castors
- **R3M** with 3 shallow drawers
- Lockable
- Castors



Desk High Pedestal

CODE	A	B	RRP
R25DH6	426	600	£227.00
R25DH8	426	800	£248.00

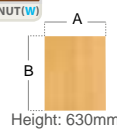
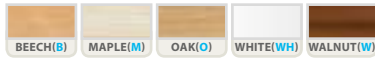


- 2 shallow and 1 filing drawer
- Accepts both A4 & foolscap files
- Lockable



Slim Line and Tall Mobile Pedestals

CODE	A	B	DRAWERS	RRP
TNMP	300	600	3 Drawers	£227.00
TMP	426	600	3 Drawers	£235.00

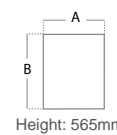
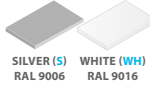


- **TNMP** Tall Narrow width pedestal
- 2 shallow and 1 filing drawer
- Lockable
- Castors
- **TMP** 2 shallow and 1 filing drawer
- Tall mobile pedestal
- Accepts both A4 & foolscap Files
- Lockable
- Castors



3 Drawer Mobile Steel Pedestal

CODE	A	B	RRP
MP3	391	545	£184.00

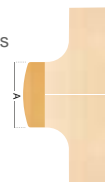


- Fully locking
- Accepts both A4 & foolscap files
- 1 filing and 2 shallow drawers
- With castors
- Ball bearing runners
- 5th castor on drawer front for anti-tilt
- Front castors have brake lock



D-Ends - 1200 wide

CODE	DESCRIPTION	RRP
SME12S	A=1200 wide, 400 deep	£127.00
SME12W	A=1200 wide, 400 deep	£127.00





- D-end meeting table
- Attaches with supplied brackets
- Leg colour to match desk
- Desk high
- **S** - Silver leg
- **W** - White leg



D-Ends - 1600 wide

CODE	DESCRIPTION	RRP
SME16S	A=1600 wide, 400 deep	£144.00
SME16W	A=1600 wide, 400 deep	£144.00

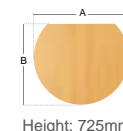
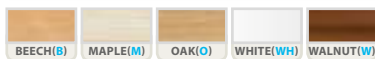


- D-end meeting table
- Attaches with supplied brackets
- Leg colour to match desk
- Desk high
- **S** - Silver leg
- **W** - White leg



D-Ends - Circular

CODE	A=DIAMETER	B	RRP
ECL	1200	1045	£189.00
ECW	1200	1045	£189.00



- Supplied with a silver or white post leg
- Fits alongside 800mm depth desk edges
- 25mm thick top
- **S** - Silver leg
- **W** - White leg



Vivo II Cable managed desking

Vivo is an advanced desking system with contemporary styling and sleek, clean cut lines that lends itself to clear thinking and effective decision making. Removable leg covers with integrated wire management in the leg riser combine with the dual access cable cut-outs in the top corners of the modesty panel for complete cable management.

Featuring durable 25mm melamine worktops, heavy duty silver cantilever frames with height adjustable legs and fully integrated cable management designed to improve office aesthetics and safety, Vivo is both practical, visually pleasing and will enhance any office space, as well as improving your network with efficient data flow and full cable protection functionality.





Vivo II

Cable managed desking



Details & Features



Cable management

The cables are concealed in the legs to prevent loose cables underneath the desk, providing the perfect solution to all cable management requirements



Leg covers

The desk legs have removable leg covers that allow easy and quick access to the cables when needed and the cables can also be passed from one desk to another



Cut Outs

Cut outs in 18mm back panels allow cables to pass directly through to the vertical cable managed legs to ensure complete cable control



25mm desk tops

Featuring durable 25mm melamine worktops available in five finish options, with a choice of screen styles, sizes and colours to complement the range

Finish Options

Colours available in beech, maple, oak, white and walnut. Please add suffix when ordering eg. **VEX8** in beech = **VEX8B**



BEECH(B)



MAPLE(M)



OAK(O)



WHITE(WH)



WALNUT(W)



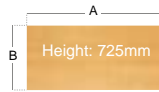
Vivo II Cable managed desking

Straight Desk 600mm Deep

CODE	A	B	RRP
VEX8	800	600	£212.00
VEX10	1000	600	£215.00
VEX12	1200	600	£225.00
VEX14	1400	600	£234.00
VEX16	1600	600	£245.00
VEX18	1800	600	£256.00

*600mm Deep Desk

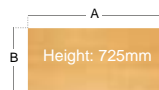
- Two cable access ports
- **VEX8 & VEX10** have single cable access port
- Depth 600mm



Straight Desk 800mm Deep

CODE	A	B	RRP
V8	800	800	£239.00
V10	1000	800	£244.00
V12	1200	800	£250.00
V14	1400	800	£256.00
V16	1600	800	£272.00
V18	1800	800	£308.00

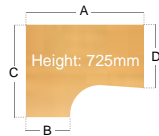
- Two cable access ports
- **V8 & V10** have single cable access port
- Depth 800mm



Cable Control Left Hand Ergonomic Desk

CODE	A	B	C	D	RRP
VEL14	1400	600	1200	800	£353.00
VEL16	1600	600	1200	800	£376.00
VEL18	1800	600	1200	800	£414.00

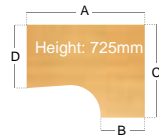
- Two cable access ports



Cable Control Right Hand Ergonomic Desk

CODE	A	B	C	D	RRP
VER14	1400	600	1200	800	£353.00
VER16	1600	600	1200	800	£376.00
VER18	1800	600	1200	800	£414.00

- Two cable access ports



Cable Control Left Hand Wave Desk

CODE	A	B	C	RRP
VWL12	1200	990	800	£297.00
VWL14	1400	990	800	£312.00
VWL16	1600	990	800	£324.00

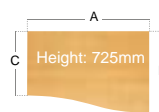
- Two cable access ports



Cable Control Right Hand Wave Desk

CODE	A	B	C	RRP
VWR12	1200	990	800	£297.00
VWR14	1400	990	800	£312.00
VWR16	1600	990	800	£324.00

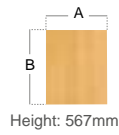
- Two cable access ports



Vivo II Cable managed desking - Additional storage

2 and 3 Drawer Mobile Pedestals

CODE	A	B	DRAWERS	RRP
R2M	426	600	2 Drawers	£159.00
R3M	426	600	3 Drawers	£159.00

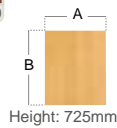
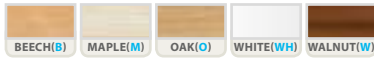


- **R2M** 1 filing drawer & 1 shallow drawer
- Accepts both A4 & foolscap Files
- Lockable
- Castors
- **R3M** with 3 shallow drawers
- Lockable
- Castors



Desk High Pedestal

CODE	A	B	RRP
R25DH6	426	600	£227.00
R25DH8	426	800	£248.00

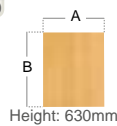
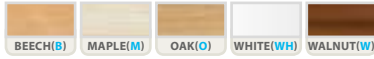


- 2 shallow and 1 filing drawer
- Accepts both A4 & foolscap files
- Lockable



Slim Line and Tall Mobile Pedestals

CODE	A	B	DRAWERS	RRP
TNMP	300	600	3 Drawers	£227.00
TMP	426	600	3 Drawers	£235.00



- **TNMP** Tall Narrow width pedestal
- 2 shallow and 1 filing drawer
- Lockable
- Castors
- **TMP** 2 shallow and 1 filing drawer
- Tall mobile pedestal
- Accepts both A4 & foolscap Files
- Lockable
- Castors



2 and 3 Drawer Deluxe Mobile Pedestals

CODE	A	B	DRAWERS	RRP
DMP2	426	600	2 Drawers	£237.00
DMP3	426	600	3 Drawers	£237.00

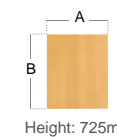


- With metalbox drawer
- Solid 18mm drawer base
- **DMP2** with 1 shallow, 1 filing drawer
- **DMP3** with 3 shallow drawers
- Fully locking
- **DMP2** accepts both A4 & foolscap files
- Handles optional



3 Drawer Desk High Deluxe Pedestal

CODE	A	B	RRP
P63	426	600	£260.00
P83	426	800	£285.00

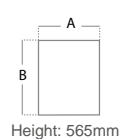
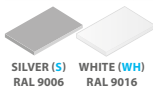


- Fully locking
- Metalbox drawer surrounds
- 18mm solid drawer base
- Accepts both A4 & foolscap files
- Handles optional
- **P63**: 600mm deep, designed to fit at 600mm side of ergonomic desk.
- **P83**: 800mm deep, designed to fit alongside all 800mm deep desks.



3 Drawer Mobile Steel Pedestal

CODE	A	B	RRP
MP3	391	545	£184.00








- Fully locking
- Accepts both A4 & foolscap files
- 1 filing and 2 shallow drawers
- With castors
- Ball bearing runners
- 5th castor on drawer front for anti-tilt
- Front castors have brake lock

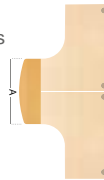


Vivo II Cable managed desking - Additional storage






D-Ends - 1200 wide

CODE	DESCRIPTION	RRP
SME12S	A=1200 wide, 400 deep	£127.00
 BEECH(B)	 MAPLE(M)	 OAK(O)
 WHITE(WH)	 WALNUT(W)	


- D-end meeting table
- Attaches with supplied brackets
- Leg colour to match desk
- Desk high








D-Ends - 1600 wide

CODE	DESCRIPTION	RRP
SME16S	A=1600 wide, 400 deep	£144.00
 BEECH(B)	 MAPLE(M)	 OAK(O)
 WHITE(WH)	 WALNUT(W)	

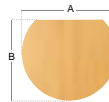
- D-end meeting table
- Attaches with supplied brackets
- Leg colour to match desk
- Desk high



D-Ends - Circular

CODE	A=DIAMETER	B	RRP
ECL	1200	1045	£189.00
 BEECH(B)	 MAPLE(M)	 OAK(O)	 WHITE(WH)
		 WALNUT(W)	

- Supplied with a silver post leg
- Fits alongside 800mm depth desk edges
- 25mm thick top





Maestro 25 SL Cantilever leg

A staple for the modern office, the Maestro 25 desking range, with its minimal, modern styling and multiple colour options is there when you need it, but doesn't demand constant attention. With a wide choice of desktop finishes and silver, white or graphite cantilever leg frames, it's easy to achieve the corporate image that you're looking to create.

The welded double upright cantilever leg frame structure is powder coated for a stylish under frame and when combined with a 25mm melamine desktop ensures the strength and stability needed in commercial office furniture. A wide range of storage options are available from fixed and mobile pedestals to a selection of bookcases and cupboards, offering sensible storage solutions where efficiency and productivity are paramount.



Maestro 25 WL Cantilever leg





Maestro 25 GL Cantilever leg





Maestro 25 Cantilever

Commercial desking - Silver cantilever frame



Details & Features



Maestro 25 choice

The Maestro 25 range has been designed to give you a wide choice of leg styles, colours, desks sizes and top designs



25mm desk tops

Featuring durable 25mm melamine worktops available in five finish options, with a choice of screen styles, sizes and colours to complement the range



Cantilever leg design

The cantilever leg frame ensures easy movement and space under the desk and is fully welded for strength and stability. Feet are fully adjustable



Storage

A wide range of primary and secondary storage options accompanies the Maestro 25 range in all wood finishes to suit any office environment

Finish Options

Frame colours silver (S) white (WH) and graphite (G)

Colours available - SL and WL in beech, maple, oak, white and walnut, GL in beech and oak,

Please add suffix when ordering eg. MC608 silver frame and beech = MC608SB



BEECH(B)



MAPLE(M)



OAK(O)



WHITE(WH)



WALNUT(W)



Maestro 25 Cantilever SL/WL/GL Silver, white and graphite cantilever frame

Frame Colours



Silver frame (S)



White frame (WH)



Graphite frame (G)




Desk Shapes

Planning an office is never easy but when you have a choice of three desk styles, Straight, Wave and Ergonomic in a choice of sizes with right and left hand versions the task is made easier.


Straight

Create single hot desks or large clusters




Wave

Wave desks work well in groups, from 2 desks up-to large clusters



Ergonomic

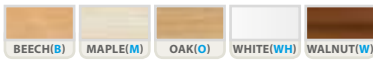
Need extra workspace, or need a managerial desk?



Maestro 25 Cantilever Leg SL Silver cantilever desks

Straight Desk 600mm Deep

CODE	A	B	RRP
MC608	800	600	£164.00
MC610	1000	600	£168.00
MC612	1200	600	£172.00
MC614	1400	600	£180.00
MC616	1600	600	£188.00
MC618	1800	600	£234.00



- Shallow desks 600mm deep
- Two cable access ports
- **MC608** & **MC610** have single cable access ports

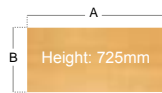


Straight Desk 800mm Deep

CODE	A	B	RRP
MC8S	800	800	£177.00
MC10S	1000	800	£184.00
MC12S	1200	800	£188.00
MC14S	1400	800	£196.00
MC16S	1600	800	£202.00
MC18S	1800	800	£251.00

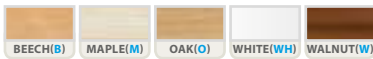


- Two cable access ports
- **MC8** has single cable access port

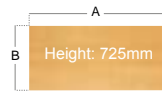


Straight Desk with 2 Drawer Pedestal

CODE	A	B	RRP
MC12P2S	1200	800	£285.00
MC14P2S	1400	800	£294.00
MC16P2S	1600	800	£300.00
MC18P2S	1800	800	£350.00

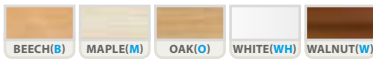


- Two cable access ports
- 2 drawer fixed lockable pedestal
- Accepts A4 & foolscap files
- Pedestal can be fitted to left or right hand

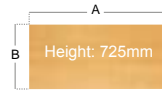


Straight Desk with 3 Drawer Pedestal

CODE	A	B	RRP
MC12P3S	1200	800	£285.00
MC14P3S	1400	800	£294.00
MC16P3S	1600	800	£300.00
MC18P3S	1800	800	£350.00

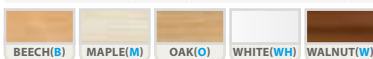


- Two cable access ports
- 3 drawer fixed lockable pedestal
- Pedestal can be fitted to left or right hand

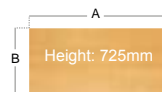


Straight Desk with 2 and 2 Drawer Pedestals

CODE	A	B	RRP
MC16P22S	1600	800	£398.00
MC18P22S	1800	800	£448.00

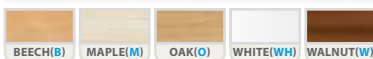


- Two cable access ports
- Two 2 drawer fixed lockable pedestals
- Accepts A4 & foolscap files

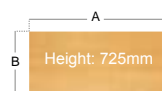


Straight Desk with 2 and 3 Drawer Pedestals

CODE	A	B	RRP
MC16P23S	1600	800	£398.00
MC18P23S	1800	800	£448.00

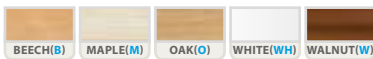


- Two cable access ports
- 2 and 3 drawer fixed lockable pedestals
- Accepts A4 & foolscap files
- Pedestal can be fitted to either side

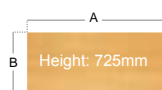


Straight Desk with 3 and 3 Drawer Pedestals

CODE	A	B	RRP
MC16P33S	1600	800	£398.00
MC18P33S	1800	800	£448.00



- Two cable access ports
- Two 3 drawer fixed lockable pedestals



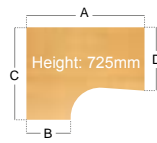
Maestro 25 Cantilever Leg SL Silver cantilever desks

Left Hand Ergonomic Desk

CODE	A	B	C	D	RRP
25SEL14	1400	600	1200	800	£274.00
25SEL16	1600	600	1200	800	£295.00
25SEL18	1800	600	1200	800	£334.00



- Two cable access ports
- Accepts one fixed pedestal on 800mm end

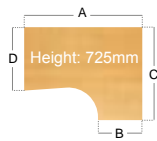


Right Hand Ergonomic Desk

CODE	A	B	C	D	RRP
25SER14	1400	600	1200	800	£274.00
25SER16	1600	600	1200	800	£295.00
25SER18	1800	600	1200	800	£334.00

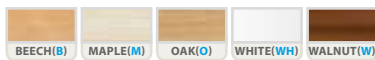


- Two cable access ports
- Accepts one fixed pedestal on 800mm end



Left Hand Wave Desk

CODE	A	B	C	RRP
25SWL12	1200	990	800	£212.00
25SWL14	1400	990	800	£227.00
25SWL16	1600	990	800	£238.00

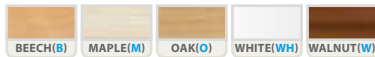


- Two cable access ports
- Accepts one fixed pedestal on 800mm end



Right Hand Wave Desk

CODE	A	B	C	RRP
25SWR12	1200	990	800	£212.00
25SWR14	1400	990	800	£227.00
25SWR16	1600	990	800	£238.00

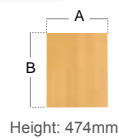
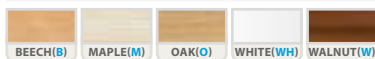


- Two cable access ports
- Accepts one fixed pedestal on 800mm end



2 and 3 Drawer Fixed Pedestals

CODE	A	B	DRAWERS	RRP
R2F	416	590	2 Drawers	£99.00
R3F	416	590	3 Drawers	£99.00



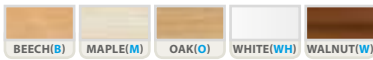
- **252F** with 1 filing & 1 shallow drawer
- Lockable
- Accepts both A4 & foolscap files
- **253F** with 3 shallow drawers
- Lockable



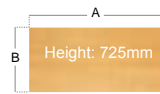
Maestro 25 Cantilever Leg WL White cantilever desks

Straight Desk 600mm Deep

CODE	A	B	RRP
MC608WH	800	600	£164.00
MC610WH	1000	600	£168.00
MC612WH	1200	600	£172.00
MC614WH	1400	600	£180.00
MC616WH	1600	600	£188.00
MC618WH	1800	600	£234.00




- Shallow desks 600mm deep
- Two cable access ports
- **MC608** & **MC610** have single cable access ports

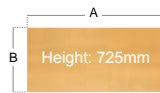


Straight Desk 800mm Deep

CODE	A	B	RRP
MC8WH	800	800	£177.00
MC10WH	1000	800	£184.00
MC12WH	1200	800	£188.00
MC14WH	1400	800	£196.00
MC16WH	1600	800	£202.00
MC18WH	1800	800	£251.00

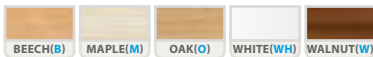


- Two cable access ports
- **MC8** has single cable access port

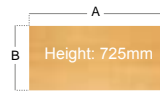


Straight Desk with 2 Drawer Pedestal

CODE	A	B	RRP
MC12P2WH	1200	800	£285.00
MC14P2WH	1400	800	£294.00
MC16P2WH	1600	800	£300.00
MC18P2WH	1800	800	£350.00



- Two cable access ports
- 2 drawer fixed lockable pedestal
- Accepts A4 & foolscap files
- Pedestal can be fitted to left or right hand

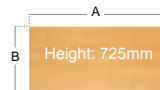


Straight Desk with 3 Drawer Pedestal

CODE	A	B	RRP
MC12P3WH	1200	800	£285.00
MC14P3WH	1400	800	£294.00
MC16P3WH	1600	800	£300.00
MC18P3WH	1800	800	£350.00



- Two cable access ports
- 3 drawer fixed lockable pedestal
- Pedestal can be fitted to left or right hand

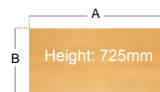


Straight Desk with 2 and 2 Drawer Pedestals

CODE	A	B	RRP
MC16P22WH	1600	800	£398.00
MC18P22WH	1800	800	£448.00

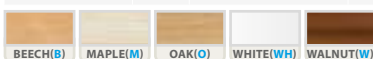


- Two cable access ports
- Two 2 drawer fixed lockable pedestals
- Accepts A4 & foolscap files

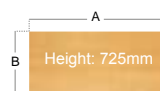


Straight Desk with 2 and 3 Drawer Pedestals

CODE	A	B	RRP
MC16P23WH	1600	800	£398.00
MC18P23WH	1800	800	£448.00



- Two cable access ports
- 2 and 3 drawer fixed lockable pedestals
- Accepts A4 & foolscap files
- Pedestal can be fitted to either side

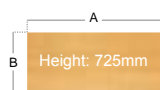


Straight Desk with 3 and 3 Drawer Pedestals

CODE	A	B	RRP
MC16P33WH	1600	800	£398.00
MC18P33WH	1800	800	£448.00



- Two cable access ports
- Two 3 drawer fixed lockable pedestals



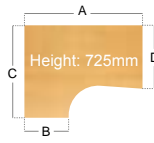
Maestro 25 Cantilever Leg WL White cantilever desks

Left Hand Ergonomic Desk

CODE	A	B	C	D	RRP
25WHEL14	1400	600	1200	800	£274.00
25WHEL16	1600	600	1200	800	£295.00
25WHEL18	1800	600	1200	800	£334.00




- Two cable access ports
- Accepts one fixed pedestal on 800mm end

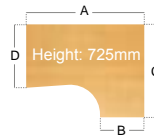


Right Hand Ergonomic Desk

CODE	A	B	C	D	RRP
25WHER14	1400	600	1200	800	£274.00
25WHER16	1600	600	1200	800	£295.00
25WHER18	1800	600	1200	800	£334.00



- Two cable access ports
- Accepts one fixed pedestal on 800mm end



Left Hand Wave Desk

CODE	A	B	C	RRP
25WHWL12	1200	990	800	£212.00
25WHWL14	1400	990	800	£227.00
25WHWL16	1600	990	800	£238.00



- Two cable access ports
- Accepts one fixed pedestal on 800mm end



Right Hand Wave Desk

CODE	A	B	C	RRP
25WHWR12	1200	990	800	£212.00
25WHWR14	1400	990	800	£227.00
25WHWR16	1600	990	800	£238.00

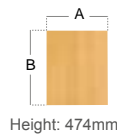
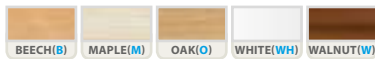


- Two cable access ports
- Accepts one fixed pedestal on 800mm end



2 and 3 Drawer Fixed Pedestals

CODE	A	B	DRAWERS	RRP
R2F	416	590	2 Drawers	£99.00
R3F	416	590	3 Drawers	£99.00



- **252F** with 1 filing & 1 shallow drawer
- Lockable
- Accepts both A4 & foolscap files
- **253F** with 3 shallow drawers
- Lockable



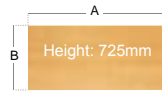
Maestro 25 Cantilever Leg GL Graphite cantilever desks

Straight desk

CODE	A	B	RRP
MC8G	800	800	£177.00
MC10G	1000	800	£184.00
MC12G	1200	800	£188.00
MC14G	1400	800	£196.00
MC16G	1600	800	£202.00
MC18G	1800	800	£251.00




- Two cable access ports
- **MC8G** and **MC10G** have single cable access port

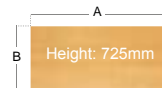


Straight Desk with 2 Drawer Pedestal

CODE	A	B	RRP
MC12P2G	1200	800	£285.00
MC14P2G	1400	800	£294.00
MC16P2G	1600	800	£300.00
MC18P2G	1800	800	£350.00




- Two cable access ports
- 2 drawer fixed lockable pedestal
- Accepts A4 & foolscap files
- Pedestal can be fitted to left or right hand

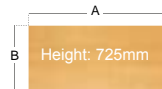


Straight Desk with 3 Drawer Pedestal

CODE	A	B	RRP
MC12P3G	1200	800	£285.00
MC14P3G	1400	800	£294.00
MC16P3G	1600	800	£300.00
MC18P3G	1800	800	£350.00




- Two cable access ports
- 3 drawer fixed lockable pedestal
- Pedestal can be fitted to left or right hand

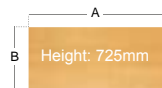


Straight Desk with 2 and 2 Drawer Pedestals

CODE	A	B	RRP
MC16P22G	1600	800	£398.00
MC18P22G	1800	800	£448.00




- Two cable access ports
- Two 2 drawer fixed lockable pedestals
- Accepts A4 & foolscap files

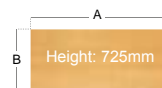


Straight Desk with 2 and 3 Drawer Pedestals

CODE	A	B	RRP
MC16P23G	1600	800	£398.00
MC18P23G	1800	800	£448.00




- Two cable access ports
- 2 and 3 drawer fixed lockable pedestals
- Accepts A4 & foolscap files
- Pedestals can be fitted to either side

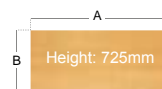


Straight Desk with 3 and 3 Drawer Pedestals

CODE	A	B	RRP
MC16P33G	1600	800	£398.00
MC18P33G	1800	800	£448.00



- Two cable access ports
- Two 3 drawer fixed lockable pedestals



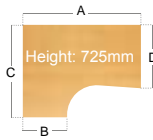
Maestro 25 Cantilever Leg GL Graphite cantilever desks

Left Hand Ergonomic Desk

CODE	A	B	C	D	RRP
25GEL14	1400	600	1200	800	£274.00
25GEL16	1600	600	1200	800	£295.00
25GEL18	1800	600	1200	800	£334.00




- Two cable access ports
- Accepts one fixed pedestal on 800mm end

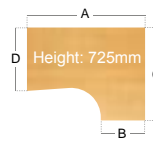


Right Hand Ergonomic Desk

CODE	A	B	C	D	RRP
25GER14	1400	600	1200	800	£274.00
25GER16	1600	600	1200	800	£295.00
25GER18	1800	600	1200	800	£334.00




- Two cable access ports
- Accepts one fixed pedestal on 800mm end

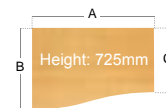


Left Hand Wave Desk

CODE	A	B	C	RRP
25GWL12	1200	990	800	£212.00
25GWL14	1400	990	800	£227.00
25GWL16	1600	990	800	£238.00




- Two cable access ports
- Accepts one fixed pedestal on 800mm end



Right Hand Wave Desk

CODE	A	B	C	RRP
25GWR12	1200	990	800	£212.00
25GWR14	1400	990	800	£227.00
25GWR16	1600	990	800	£238.00

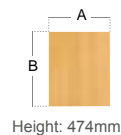



- Two cable access ports
- Accepts one fixed pedestal on 800mm end



2 and 3 Drawer Fixed Pedestals

CODE	A	B	DRAWERS	RRP
252F	416	590	2 Drawers	£99.00
253F	416	590	3 Drawers	£99.00



- **252F** with one filing & one box drawer
- Lockable
- Accepts both A4 & foolscap files
- Lockable

- **253F** with three box drawers
- Lockable

252F with one filing drawer and one box drawer, fully locking.
Accepts both A4 & foolscap files.

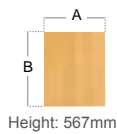
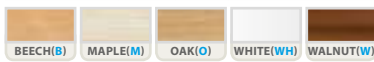
253F with three box drawers (fully locking).



Maestro 25 Cantilever Leg Storage

2 and 3 Drawer Mobile Pedestals

CODE	A	B	DRAWERS	RRP
R2M	426	600	2 Drawers	£159.00
R3M	426	600	3 Drawers	£159.00



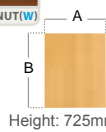
Height: 567mm

- **R2M** 1 filing drawer & 1 shallow drawer
- Accepts both A4 & foolscap Files
- Lockable
- Castors
- **R3M** with 3 shallow drawers
- Lockable
- Castors



Desk High Pedestal

CODE	A	B	RRP
R25DH6	426	600	£227.00
R25DH8	426	800	£248.00



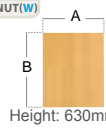
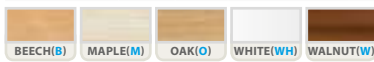
Height: 725mm

- 2 shallow and 1 filing drawer
- Accepts both A4 & foolscap files
- Lockable



Slim Line and Tall Mobile Pedestals

CODE	A	B	DRAWERS	RRP
TNMP	300	600	3 Drawers	£227.00
TMP	426	600	3 Drawers	£235.00



Height: 630mm

- **TNMP** Tall Narrow width pedestal
- 2 shallow and 1 filing drawer
- Lockable
- Castors
- **TMP** 2 shallow and 1 filing drawer
- Tall mobile pedestal
- Accepts both A4 & foolscap Files
- Lockable
- Castors



2 and 3 Drawer Deluxe Mobile Pedestals

CODE	A	B	DRAWERS	RRP
DMP2	426	600	2 Drawers	£237.00
DMP3	426	600	3 Drawers	£237.00



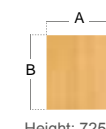
Height: 725mm

- With metalbox drawer
- Solid 18mm drawer base
- **DMP2** with 1 shallow, 1 filing drawer
- **DMP3** with 3 shallow drawers
- Fully locking
- **DMP2** accepts both A4 & foolscap files
- Handles optional



3 Drawer Desk High Deluxe Pedestal

CODE	A	B	RRP
P63	426	600	£260.00
P83	426	800	£285.00



Height: 725mm

- Fully locking
- Metalbox drawer surrounds
- 18mm solid drawer base
- Accepts both A4 & foolscap files
- Handles optional

P63: 600mm deep, designed to fit at 600mm side of ergonomic desk.
P83: 800mm deep, designed to fit alongside all 800mm deep desks.



Bow handles - For Deluxe Pedestals

CODE	QUANTITY	RRP
CH2	2 Handles	£15.00
CH3	3 Handles	£19.00

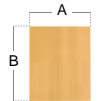

- Add stylish handles.
- **CH2** used on **DMP2**
- **CH3** used on **DMP3, P63 & P83**
- Finish: Matt nickel (Zinc alloy)



Maestro 25 Cantilever Leg Storage and D-ends

Desk High Pedestal

CODE	A	B	RRP
M25DH6	426	600	£227.00
M25DH8	426	800	£248.00



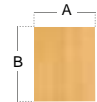

Height: 725mm

- Two shallow and 1 filing drawer
- Accepts both A4 & foolscap files
- Lockable



Standard 2 and 3 Drawer Mobile Pedestals

CODE	A	B	DRAWERS	RRP
25M2	426	600	2 Drawer	£159.00
25M3	426	600	3 Drawer	£159.00



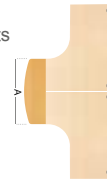
Height: 567mm

- **25M2** 1 filing drawer & 1 shallow drawer
- Accepts both A4 & foolscap files
- Lockable
- **25M3** with 3 shallow drawers
- Lockable



D-Ends - 1200 wide

CODE	DESCRIPTION	RRP
SME12S	A=1200 wide, 400 deep	£127.00
SME12W	A=1200 wide, 400 deep	£127.00
SME12G	A=1200 wide, 400 deep	£127.00



- D-end meeting table
- Attaches with supplied brackets
- Leg colour to match desk
- Desk high



• **SME12S** - Silver leg



• **SME12W** - White leg



• **SME12G** - Graphite leg

D-Ends - 1600 wide

CODE	DESCRIPTION	RRP
SME16S	A=1600 wide, 400 deep	£144.00
SME16W	A=1600 wide, 400 deep	£144.00
SME16G	A=1600 wide, 400 deep	£144.00



- D-end meeting table
- Attaches with supplied brackets
- Leg colour to match desk
- Desk high



• **SME16S** - Silver leg

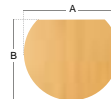

• **SME16W** - White leg



• **SME16G** - Graphite leg

D-Ends - Circular

CODE	A=DIAMETER	B	RRP
ECL	1200	1045	£189.00
ECW	1200	1045	£189.00
ECD	1200	1045	£189.00



Height: 725mm

- Supplied with a silver post leg
- Fits alongside 800mm depth desk edges
- 25mm thick top



• **ECL** - Silver leg

• **ECW** - White leg



• **ECD** - Graphite leg

Maestro 25 SL 'H' frame leg

A staple for the modern office, the Maestro 25 desking range, with its minimal, modern styling and multiple colour options is there when you need it, but doesn't demand constant attention. With a wide choice of desktop finishes and silver or graphite 'H' frame legs, it's easy to achieve the corporate image that you're looking to create.

The fully welded 'H' frame leg design ensures a strong and stable workstation finished in a modern silver or traditional graphite to complement the 25mm melamine desktop. A wide range of storage options are available from fixed and mobile pedestals to a selection of bookcases and cupboards, offering sensible storage solutions where efficiency and productivity are paramount.





Maestro 25 GL 'H' frame leg





Maestro 25 'H' Frame Leg

Silver 'H' frame



Details & Features



Maestro 25 choice

The Maestro 25 range has been designed to give you a wide choice of leg styles, colours, desks sizes and top designs



25mm desk tops

Featuring durable 25mm melamine worktops available in five finish options, with a choice of screen styles, sizes and colours to complement the range



'H' Frame leg design

The fully welded 'H' frame leg design ensures a strong and stable workstation. The traditional four leg design is complete with adjustable feet



Storage

A wide range of primary and secondary storage options accompanies the Maestro 25 range in all wood finishes to suit any office environment

Finish Options

Frame colours silver and graphite

Colours available in beech, maple, oak, white and walnut, GL in beech and oak

Please add suffix when ordering eg. **M8S** in beech = **M8SB**



BEECH(B)



MAPLE(M)



OAK(O)



WHITE(WH)



WALNUT(W)



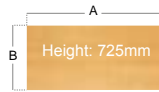
Maestro 25 'H' Frame Leg SL Silver 'H' frame desks

Straight desk

CODE	A	B	RRP
M8S	800	800	£144.00
M10S	1000	800	£146.00
M12S	1200	800	£152.00
M14S	1400	800	£161.00
M16S	1600	800	£168.00
M18S	1800	800	£216.00



- Two cable access ports
- **M8S** & **M10S** have single cable access port

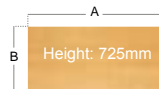


Straight Desk with Side Modesty Panels

CODE	A	B	RRP
MH12S	1200	800	£217.00
MH14S	1400	800	£228.00
MH16S	1600	800	£232.00
MH18S	1800	800	£282.00



- Two cable access ports

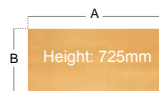


Straight Desk with 2 Drawer Pedestal

CODE	A	B	RRP
MH12P2S	1200	800	£283.00
MH14P2S	1400	800	£292.00
MH16P2S	1600	800	£298.00
MH18P2S	1800	800	£348.00



- Two cable access ports
- 2 drawer fixed lockable pedestal
- Accepts A4 & foolscap files
- Pedestal can be fitted to left or right hand

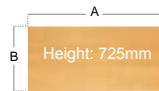


Straight Desk with 3 Drawer Pedestal

CODE	A	B	RRP
MH12P3S	1200	800	£283.00
MH14P3S	1400	800	£292.00
MH16P3S	1600	800	£298.00
MH18P3S	1800	800	£348.00



- Two cable access ports
- 3 drawer fixed lockable pedestal
- Pedestal can be fitted to left or right hand

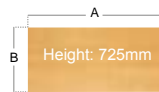


Straight Desk with 2 and 2 Drawer Pedestals

CODE	A	B	RRP
MH16P22S	1600	800	£363.00
MH18P22S	1800	800	£413.00



- Two cable access ports
- Two 2 drawer fixed lockable pedestals
- Accepts A4 & foolscap files

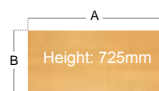


Straight Desk with 2 and 3 Drawer Pedestals

CODE	A	B	RRP
MH16P23S	1600	800	£363.00
MH18P23S	1800	800	£413.00



- Two cable access ports
- 2 and 3 drawer fixed lockable pedestals
- Accepts A4 & foolscap files
- Pedestals can be fitted to either side

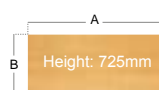


Straight Desk with 3 and 3 Drawer Pedestals

CODE	A	B	RRP
MH16P33S	1600	800	£363.00
MH18P33S	1800	800	£413.00



- Two cable access ports
- Two 3 drawer fixed lockable pedestals



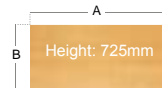
Maestro 25 'H' Frame Leg GL Graphite 'H' frame desks

Straight desk

CODE	A	B	RRP
M8G	800	800	£144.00
M10G	1000	800	£146.00
M12G	1200	800	£152.00
M14G	1400	800	£161.00
M16G	1600	800	£168.00
M18G	1800	800	£216.00



- Two cable access ports
- **M8G** and **M10G** have single cable access port

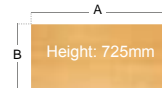


Straight Desk with Side Modesty Panels

CODE	A	B	RRP
MH12G	1200	800	£217.00
MH14G	1400	800	£228.00
MH16G	1600	800	£232.00
MH18G	1800	800	£282.00




- Two cable access ports

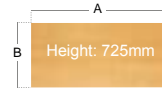


Straight Desk with 2 Drawer Pedestal

CODE	A	B	RRP
MH12P2G	1200	800	£283.00
MH14P2G	1400	800	£292.00
MH16P2G	1600	800	£298.00
MH18P2G	1800	800	£348.00




- Two cable access ports
- 2 drawer fixed lockable pedestal
- Accepts A4 & foolscap files
- Pedestal can be fitted to left or right hand

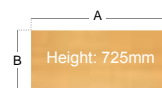


Straight Desk with 3 Drawer Pedestal

CODE	A	B	RRP
MH12P3G	1200	800	£283.00
MH14P3G	1400	800	£292.00
MH16P3G	1600	800	£298.00
MH18P3G	1800	800	£348.00




- Two cable access ports
- 3 drawer fixed lockable pedestal
- Pedestal can be fitted to left or right hand



Straight Desk with 2 and 2 Drawer Pedestals

CODE	A	B	RRP
MH16P22G	1600	800	£363.00
MH18P22G	1800	800	£413.00




- Two cable access ports
- Two 2 drawer fixed lockable pedestals
- Accepts A4 & foolscap files

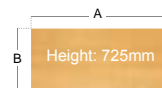


Straight Desk with 2 and 3 Drawer Pedestals

CODE	A	B	RRP
MH16P23G	1600	800	£363.00
MH18P23G	1800	800	£413.00




- Two cable access ports
- 2 and 3 drawer fixed lockable pedestals
- Accepts A4 & foolscap files
- Pedestals can be fitted to either side

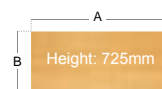


Straight Desk with 3 and 3 Drawer Pedestals

CODE	A	B	RRP
MH16P33G	1600	800	£363.00
MH18P33G	1800	800	£413.00



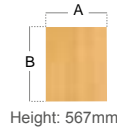
- Two cable access ports
- Two 3 drawer fixed lockable pedestals



Maestro 25 'H' Frame Leg Storage

2 and 3 Drawer Mobile Pedestals

CODE	A	B	DRAWERS	RRP
R2M	426	600	2 Drawers	£159.00
R3M	426	600	3 Drawers	£159.00

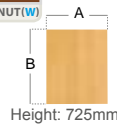


- **R2M** 1 filing drawer & 1 shallow drawer
- Accepts both A4 & foolscap Files
- Lockable
- Castors
- **R3M** with 3 shallow drawers
- Lockable
- Castors



Desk High Pedestal

CODE	A	B	RRP
R25DH6	426	600	£227.00
R25DH8	426	800	£248.00

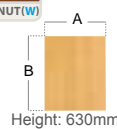
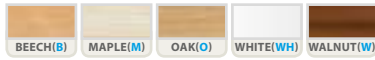


- 2 shallow and 1 filing drawer
- Accepts both A4 & foolscap files
- Lockable



Slim Line and Tall Mobile Pedestals

CODE	A	B	DRAWERS	RRP
TNMP	300	600	3 Drawers	£227.00
TMP	426	600	3 Drawers	£235.00



- **TNMP** Tall Narrow width pedestal
- 2 shallow and 1 filing drawer
- Lockable
- Castors
- **TMP** 2 shallow and 1 filing drawer
- Tall mobile pedestal
- Accepts both A4 & foolscap Files
- Lockable
- Castors



2 and 3 Drawer Deluxe Mobile Pedestals

CODE	A	B	DRAWERS	RRP
DMP2	426	600	2 Drawers	£237.00
DMP3	426	600	3 Drawers	£237.00

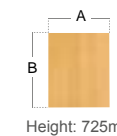


- With metalbox drawer
- Solid 18mm drawer base
- **DMP2** with 1 shallow, 1 filing drawer
- **DMP3** with 3 shallow drawers
- Fully locking
- **DMP2** accepts both A4 & foolscap files
- Handles optional



3 Drawer Desk High Deluxe Pedestal

CODE	A	B	RRP
P63	426	600	£260.00
P83	426	800	£285.00



- Fully locking
- Metalbox drawer surrounds
- 18mm solid drawer base
- Accepts both A4 & foolscap files
- Handles optional

P63: 600mm deep, designed to fit at 600mm side of ergonomic desk.
P83: 800mm deep, designed to fit alongside all 800mm deep desks.



Bow handles - For Deluxe Pedestals

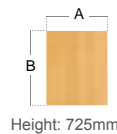

CODE	QUANTITY	RRP
CH2	2 Handles	£15.00
CH3	3 Handles	£19.00

- Add stylish handles.
- **CH2** used on **DMP2**
- **CH3** used on **DMP3, P63 & P83**
- Finish: Matt nickel (Zinc alloy)



Desk High Pedestal

CODE	A	B	RRP
M25DH6	426	600	£227.00
M25DH8	426	800	£248.00



- Two shallow and 1 filing drawer
- Accepts both A4 & foolscap files
- Lockable





Maestro 25 PL Panel Leg

A staple for the modern office, the Maestro 25 desking range, with its minimal, modern styling and multiple colour options is there when you need it, but doesn't demand constant attention. With a wide choice of finishes and matching panel end leg frames, it's easy to achieve the corporate image that you're looking to create.

The traditional panel end leg design, modesty panel and 25mm melamine desktop create a fully coordinated look and offer a practical, strong presence in any office environment. A wide range of storage options are available from fixed and mobile pedestals to a selection of bookcases and cupboards, offering sensible storage solutions where efficiency and productivity are paramount.



Maestro 25 PL

Panel leg slab design



Details & Features



Maestro 25 choice

The Maestro 25 range has been designed to give you a wide choice of leg styles, colours, desks sizes and top designs



25mm desk tops

Featuring durable 25mm melamine worktops available in five finish options, with a choice of screen styles, sizes and colours to complement the range



Panel leg design

Panel end legs are manufactured from 25mm melamine with 2mm ABS edging and an 18mm modesty panel. Legs are complete with adjustable feet



Storage

A wide range of primary and secondary storage options accompanies the Maestro 25 range in all wood finishes to suit any office environment

Finish Options

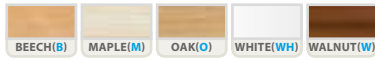
Colours available in beech, maple, oak, white and walnut. Please add suffix when ordering eg. **MW8** in beech = **MW8B**



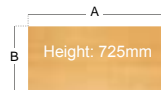
Maestro 25 PL Panel leg desks

Straight Desk

CODE	A	B	RRP
MW8	800	800	£180.00
MW10	1000	800	£184.00
MW12	1200	800	£190.00
MW14	1400	800	£197.00
MW16	1600	800	£205.00
MW18	1800	800	£252.00

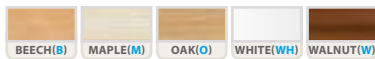


- Two cable access ports
- **MW8** & **MW10** has single cable access port

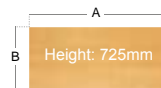


Straight Desk with 2 Drawer Pedestal + Silver Handles

CODE	A	B	RRP
M2W12P2	1200	800	£289.00
M2W14P2	1400	800	£296.00
M2W16P2	1600	800	£302.00
M2W18P2	1800	800	£352.00



- Two cable access ports
- Fixed 2 drawer lockable pedestal
- Accepts A4 & foolscap files
- Pedestal can be fitted to left or right hand

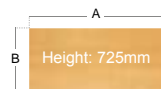


Straight Desk with 3 Drawer Pedestal + Silver Handles

CODE	A	B	RRP
M2W12P3	1200	800	£289.00
M2W14P3	1400	800	£296.00
M2W16P3	1600	800	£302.00
M2W18P3	1800	800	£352.00



- Two cable access ports
- Fixed 3 drawer lockable pedestal
- Pedestal can be fitted to left or right hand

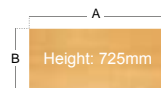


Straight Desk with 2 + 2 Drawer Pedestals + Silver Handles

CODE	A	B	RRP
M2W16P22	1600	800	£400.00
M2W18P22	1800	800	£450.00

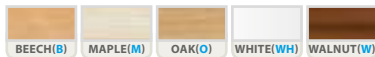


- Two cable access ports
- Fixed double 2 drawer lockable pedestals
- Accepts A4 & foolscap files

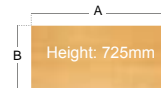


Straight Desk with 2 + 3 Drawer Pedestals + Silver Handles

CODE	A	B	RRP
M2W16P23	1600	800	£400.00
M2W18P23	1800	800	£450.00

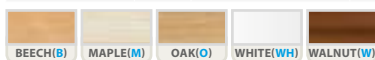


- Two cable access ports
- Fixed 2 and 3 drawer lockable pedestals
- Accepts A4 & foolscap files

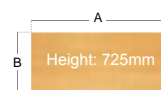


Straight Desk with 3 + 3 Drawer Pedestals + Silver Handles

CODE	A	B	RRP
M2W16P33	1600	800	£400.00
M2W18P33	1800	800	£450.00



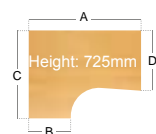
- Two cable access ports
- Fixed double 3 drawer lockable pedestals



Maestro 25 PL Panel leg desks & storage

Left Hand Ergonomic Desk

CODE	A	B	C	D	RRP
25WEL14	1400	600	1200	800	£286.00
25WEL16	1600	600	1200	800	£306.00
25WEL18	1800	600	1200	800	£344.00

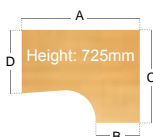
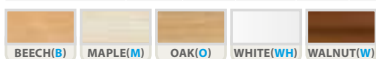


- Two cable access ports
- Accepts one fixed pedestal on 800mm end



Right Hand Ergonomic Desk

CODE	A	B	C	D	RRP
25WER14	1400	600	1200	800	£286.00
25WER16	1600	600	1200	800	£306.00
25WER18	1800	600	1200	800	£344.00

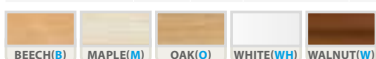


- Two cable access ports
- Accepts one fixed pedestal on 800mm end



Left Hand Wave Desk

CODE	A	B	C	RRP
25WWL12	1200	990	800	£208.00
25WWL14	1400	990	800	£219.00
25WWL16	1600	990	800	£232.00

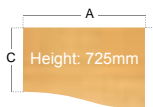
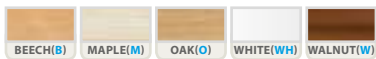


- Two cable access ports
- Accepts one fixed pedestal on 800mm end



Right Hand Wave Desk

CODE	A	B	C	RRP
25WWR12	1200	990	800	£208.00
25WWR14	1400	990	800	£219.00
25WWR16	1600	990	800	£232.00

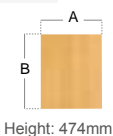


- Two cable access ports
- Accepts one fixed pedestal on 800mm end



2 and 3 Drawer Fixed Pedestals

CODE	A	B	DRAWERS	RRP
R2F	416	590	2 Drawers	£99.00
R3F	416	590	3 Drawers	£99.00



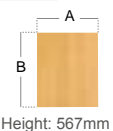

- **252F** with 1 filing & 1 shallow drawer
- Lockable
- Accepts both A4 & foolscap files

- **253F** with 3 shallow drawers
- Lockable



2 and 3 Drawer Mobile Pedestals

CODE	A	B	DRAWERS	RRP
R2M	426	600	2 Drawers	£159.00
R3M	426	600	3 Drawers	£159.00



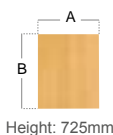
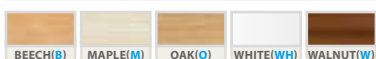
- **R2M** 1 filing drawer & 1 shallow drawer
- Accepts both A4 & foolscap Files
- Lockable
- Castors

- **R3M** with 3 shallow drawers
- Lockable
- Castors



Desk High Pedestal

CODE	A	B	RRP
R25DH6	426	600	£227.00
R25DH8	426	800	£248.00



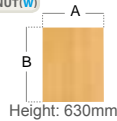
- 2 shallow and 1 filing drawer
- Accepts both A4 & foolscap files
- Lockable



Maestro 25 PL Panel leg - Storage

Slim Line and Tall Mobile Pedestals

CODE	A	B	DRAWERS	RRP
TNMP	300	600	3 Drawers	£227.00
TMP	426	600	3 Drawers	£235.00

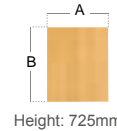


- **TNMP** Tall Narrow width pedestal
- 2 shallow and 1 filing drawer
- Lockable
- Castors
- **TMP** 2 shallow and 1 filing drawer
- Tall mobile pedestal
- Accepts both A4 & foolscap Files
- Lockable
- Castors



2 and 3 Drawer Deluxe Mobile Pedestals

CODE	A	B	DRAWERS	RRP
DMP2	426	600	2 Drawers	£237.00
DMP3	426	600	3 Drawers	£237.00

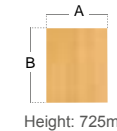


- With metalbox drawer
- Solid 18mm drawer base
- **DMP2** with 1 shallow, 1 filing drawer
- **DMP3** with 3 shallow drawers
- Fully locking
- **DMP2** accepts both A4 & foolscap files
- Handles optional



3 Drawer Desk High Deluxe Pedestal

CODE	A	B	RRP
P63	426	600	£260.00
P83	426	800	£285.00



- Fully locking
- Metalbox drawer surrounds
- 18mm solid drawer base
- Accepts both A4 & foolscap files
- Handles optional

P63: 600mm deep, designed to fit at 600mm side of ergonomic desk.

P83: 800mm deep, designed to fit alongside all 800mm deep desks.



Bow handles - For Deluxe Pedestals

CODE	QUANTITY	RRP
CH2	2 Handles	£15.00
CH3	3 Handles	£19.00

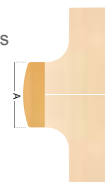
Add stylish handles.

- **CH2** used on **DMP2**
- **CH3** used on **DMP3, P63 & P83**
- Finish: Matt nickel (Zinc alloy)



D-Ends - 1200 wide

CODE	DESCRIPTION	RRP
SME12S	A=1200 wide, 400 deep	£127.00




- D-end meeting table
- Attaches with supplied brackets
- Leg colour to match desk
- Desk high



D-Ends - 1600 wide

CODE	DESCRIPTION	RRP
SME16S	A=1600 wide, 400 deep	£144.00

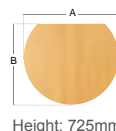
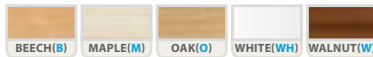


- D-end meeting table
- Attaches with supplied brackets
- Leg colour to match desk
- Desk high



D-Ends - Circular

CODE	A=DIAMETER	B	RRP
ECL	1200	1045	£189.00



- Supplied with a silver post leg
- Fits alongside 800mm depth desk edges
- 25mm thick top



Duo Panel leg desking

Duo offers a fresh approach to office furniture design, combining modern colour finishes of white and walnut with a traditional panel end leg design. With its elegant simplicity and extensive range options, Duo has your office needs covered and will create a sophisticated and practical office, with an affordable yet modern and on-trend option.

The 25mm melamine desk tops and panel end construction has an integrated modesty panel and levelling adjustments in the legs that provides extra stability and strength. Versatile storage includes mobile pedestals, double door cupboards, bookcases and combination units available in white, walnut, or a stylish mix of both to suit individual preferences.





Duo

Panel leg desking



Details & Features



Panel End Leg

Panel end legs are manufactured from 25mm melamine with 2mm ABS edging and an 18mm modesty panel. Legs are complete with adjustable feet



25mm desk tops

Featuring durable 25mm melamine worktops available in a walnut finish, with a choice of screen styles, sizes and colours to complement the range



Duo colour

The walnut surface provides a real contrast to the solid wood white base and sides, offering a simple yet striking design and appearance



Co-ordinated storage

A wide range of contemporary storage accompanies this range and is available in matching Duo walnut and white, in addition to solid white or solid walnut.

Finish Options

DESKS - available with white side panels with walnut tops.



STORAGE - White, walnut or white with walnut doors.



Duo Panel leg desking

Straight desk

CODE	A	B	RRP
DUO8S	800	800	£180.00
DUO10S	1000	800	£184.00
DUO12S	1200	800	£190.00
DUO14S	1400	800	£197.00
DUO16S	1600	800	£205.00
DUO18S	1800	800	£252.00



- Two cable access ports
- **DUO8S & DUO10S** have single cable access port

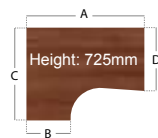


Left Hand Ergonomic Desk

CODE	A	B	C	D	RRP
DUO14EL	1400	600	1200	800	£286.00
DUO16EL	1600	600	1200	800	£306.00
DUO18EL	1800	600	1200	800	£344.00



- Two cable access ports
- Accepts fixed pedestal on 800mm end

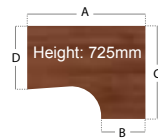


Right Hand Ergonomic Desk

CODE	A	B	C	D	RRP
DUO14ER	1400	600	1200	800	£286.00
DUO16ER	1600	600	1200	800	£306.00
DUO18ER	1800	600	1200	800	£344.00



- Two cable access ports
- Accepts fixed pedestal on 800mm end

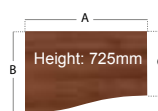


Left Hand Wave Desk

CODE	A	B	C	RRP
DUO12WL	1200	990	800	£208.00
DUO14WL	1400	990	800	£219.00
DUO16WL	1600	990	800	£232.00



- Two cable access ports
- Accepts fixed pedestal on 800mm end

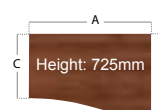


Right Hand Wave Desk

CODE	A	B	C	RRP
DUO12WR	1200	990	800	£208.00
DUO14WR	1400	990	800	£219.00
DUO16WR	1600	990	800	£232.00



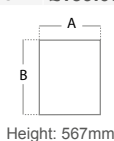

- Two cable access ports
- Accepts fixed pedestal on 800mm end



Duo Panel leg desking - Storage

2 and 3 Drawer Mobile Pedestals

CODE	A	B	DRAWERS	RRP
R2M	426	600	2 Drawers	£159.00
R3M	426	600	3 Drawers	£159.00



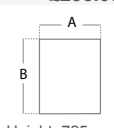
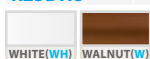
Height: 567mm

- **R2M** 1 filing drawer & 1 shallow drawer
- Accepts both A4 & foolscap Files
- Lockable
- Castors
- **R3M** with 3 shallow drawers
- Lockable
- Castors



Desk High Pedestal

CODE	A	B	RRP
R25DH6	426	600	£227.00
R25DH8	426	800	£235.00



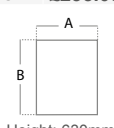

Height: 725mm

- 2 box and 1 filing drawer
- Fully lockable with adjustable feet
- Accepts both A4 and foolscap files



Slim Line and Tall Mobile Pedestals

CODE	A	B	DRAWERS	RRP
TNMP	300	600	3 Drawers	£227.00
TMP	426	600	3 Drawers	£235.00



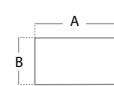
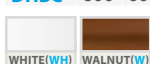
Height: 630mm

- **TNMP** 3 shallow drawers
- Lockable
- Castors
- **TMP 2** shallow and 1 filing drawer
- Accepts both A4 & foolscap Files
- Lockable
- Castors



Deluxe Desk High Bookcase

CODE	A	B	DESCRIPTION	RRP
DHBC	800	600	Bookcase	£117.00



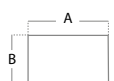

Height: 725mm

- Desk high
- 600mm deep unit
- 1 adjustable shelf
- Can be used as desk end storage



Deluxe Double Door Cupboard

CODE	A	B	DESCRIPTION	RRP
DHCC	800	600	Double Door	£165.00



Height: 725mm

- Desk high
- 600mm deep unit
- 1 adjustable shelf
- Can be used as desk end storage
- Cupboards are fully lockable
- Supplied with handles




Duo Panel leg desking - Additional storage

Standard Bookcases



- 25mm thick top
- 18mm MFC carcass
- Solid MFC back
- Width 800mm
- Depth 470mm

CODE	HEIGHT	DESCRIPTION	RRP
R2140	2140	5 Shelves	£261.00
R1790	1790	4 Shelves	£240.00
R1440	1440	3 Shelves	£184.00
R1090	1090	2 Shelves	£136.00
R740	740	1 Shelf	£122.00
BS		Optional Shelf	£38.00




Standard Cupboards



- 25mm thick top
- 18mm solid backs and sides
- Solid full height doors
- Width 800mm
- Depth 470mm

CODE	HEIGHT	DESCRIPTION	RRP
R2140D	2140	5 Shelves	£368.00
R1790D	1790	4 Shelves	£340.00
R1440D	1440	3 Shelves	£262.00
R1090D	1090	2 Shelves	£205.00
R740D	740	1 Shelf	£184.00
BS		Optional Shelf	£38.00



Standard Combination Units + Wood Doors + Open Tops



- 25mm thick top
- 18mm solid backs and sides
- Solid lower doors
- Width 800mm
- Depth 470mm

CODE	HEIGHT	DESCRIPTION	RRP
R2140OP	2140	5 Shelves	£329.00
R1790OP	1790	4 Shelves	£293.00
R1440OP	1440	3 Shelves	£240.00
BS		Optional Shelf	£38.00




Standard Combination Units + Wood + Glass Doors



- 25mm thick top
- 18mm solid backs and sides
- Glass upper doors
- Solid lower doors
- Width 800mm
- Depth 470mm

CODE	HEIGHT	DESCRIPTION	RRP
R2140COM	2140	5 Shelves	£440.00
R1790COM	1790	4 Shelves	£404.00
R1440COM	1440	3 Shelves	£340.00
BS		Optional Shelf	£38.00



Maestro Commercial desking range

With a design that's stood the test of time across multiple organisational settings, Maestro defined the industry standards for 18mm desking and is designed to help you get the job done. In keeping to the design philosophy that less is more, the highly practical, durable and affordable Maestro range delivers only what is required for a well-functioning office environment.

Boasting a wide range of configurations and desk options, Maestro is also available in cantilever leg, 'H' frame leg and panel end leg designs to suit all requirements for function, style and most importantly budget. The extensive choice of co-ordinated storage includes pedestals, bookcases, cupboards and cabinets that offer more choices than any other desking range in the UK.





Maestro

Commercial desking range



Details & Features



18mm desk tops

Featuring sturdy 18mm melamine worktops available in beech and oak finish options, with a choice of screen styles, sizes and colours to complement the range



'H' Frame leg design

The fully welded 'H' frame leg design ensures a strong and stable workstation. The traditional four leg design is complete with adjustable feet



Cantilever leg design

The cantilever leg frame ensures easy movement and space under the desk and is fully welded for strength and stability. Feet are fully adjustable



Panel leg design

Panel end legs are manufactured from 25mm melamine with 2mm ABS edging and an 18mm modesty panel. Legs are complete with adjustable feet

Finish Options


Colours available in beech and oak. Please add suffix when ordering eg. **H3** in beech = **H3B**



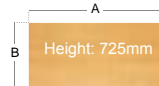
Maestro Commercial desking range - 'H' frame leg

Straight desk

CODE	A	B	RRP
H3	754	746	£88.00
H4	1228	746	£104.00
H6	1532	746	£113.00
H7	1786	746	£128.00




- 'H' Frame leg set
- Two cable access ports
- H3 has single cable access port

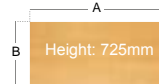


Desk + Side Modesty Panels

CODE	A	B	RRP
HM4	1228	746	£150.00
HM6	1532	746	£162.00
HM7	1786	746	£182.00



- 'H' Frame leg set
- Two cable access ports

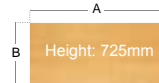


Desk + 2 Drawer Pedestal

CODE	A	B	RRP
H4P2	1228	746	£193.00
H6P2	1532	746	£205.00
H7P2	1786	746	£227.00




- 'H' Frame leg set
- Two cable access ports
- 2 drawer fixed pedestal
- Accepts A4 & foolscap files
- Pedestal can be fitted to left or right hand

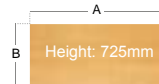


Desk + 3 Drawer Pedestal

CODE	A	B	RRP
H4P3	1228	746	£193.00
H6P3	1532	746	£205.00
H7P3	1786	746	£227.00




- 'H' Frame leg set
- Two cable access ports
- 3 drawer fixed pedestal
- Pedestal can be fitted to left or right hand

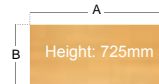


Desk + 2 Drawer Pedestal and Side Modesty Panel

CODE	A	B	RRP
H4MP2	1228	746	£224.00
H6MP2	1532	746	£234.00
H7MP2	1786	746	£256.00




- 'H' Frame leg set
- Two cable access ports
- 2 drawer fixed pedestal
- Accepts A4 & foolscap files
- Pedestal can be fitted to left or right hand



Desk + 3 Drawer Pedestal and Side Modesty Panel

CODE	A	B	RRP
H4MP3	1228	746	£224.00
H6MP3	1532	746	£234.00
H7MP3	1786	746	£256.00



- 'H' Frame leg set
- Two cable access ports
- 3 drawer fixed pedestal
- Pedestal can be fitted to left or right hand



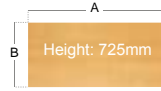
Maestro Commercial desking range - 'H' frame & cantilever leg

Desk + 2 and 3 Drawer Pedestals

CODE	A	B	RRP
H6P23	1532	746	£308.00
H7P23	1786	746	£328.00




- 'H' Frame leg set
- Two cable access ports
- 3 and 2 drawer fixed pedestal
- Accepts A4 & foolscap files
- Pedestal can be fitted to either side

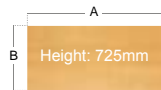


Desk with 2 and 2 Drawer Pedestals

CODE	A	B	RRP
H6P22	1532	746	£308.00
H7P22	1786	746	£328.00



- 'H' Frame leg set
- Two cable access ports
- Two 2 drawer fixed pedestals
- Accepts A4 & foolscap files

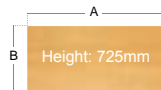


Desk with 3 and 3 Drawer Pedestals

CODE	A	B	RRP
H6P33	1532	746	£308.00
H7P33	1786	746	£328.00



- 'H' Frame leg set
- Two cable access ports
- Two 3 drawer fixed pedestals

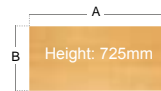


Straight desk

CODE	A	B	RRP
C3	754	746	£135.00
C4	1228	746	£140.00
C6	1532	746	£150.00
C7	1786	746	£172.00




- Cantilever frame
- Two cable access ports
- C3 has one cable access port

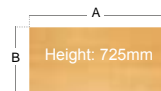


Desk with 2 Drawer Pedestal

CODE	A	B	RRP
C4P2	1228	746	£241.00
C6P2	1532	746	£252.00
C7P2	1786	746	£274.00




- Cantilever frame
- 2 drawer fixed pedestal
- Accepts A4 & foolscap files
- Two cable access ports
- Pedestal can be fitted to left or right hand

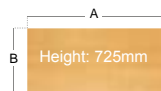


Desk with 3 Drawer Pedestal

CODE	A	B	RRP
C4P3	1228	746	£241.00
C6P3	1532	746	£252.00
C7P3	1786	746	£274.00



- Cantilever frame
- 3 drawer fixed pedestal
- Two cable access ports
- Pedestal can be fitted to left or right hand




Maestro Commercial desking range - Cantilever leg

Desk with 2 and 3 Drawer Pedestals

CODE	A	B	RRP
C6P23	1532	746	£356.00
C7P23	1786	746	£376.00



- Cantilever frame
- Two cable access ports
- 2 and 3 drawer fixed pedestals
- Accepts A4 & foolscap files
- Pedestal can be fitted to either side

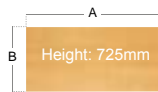


Desk with 2 and 2 Drawer Pedestals

CODE	A	B	RRP
C6P22	1532	746	£356.00
C7P22	1786	746	£376.00



- Cantilever frame
- Two cable access ports
- Two 2 drawer fixed pedestals
- Accepts A4 & foolscap files

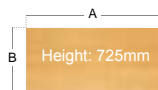


Desk with 3 and 3 Drawer Pedestals

CODE	A	B	RRP
C6P33	1532	746	£356.00
C7P33	1786	746	£376.00



- Cantilever frame
- Two cable access ports
- Two 3 drawer fixed pedestals

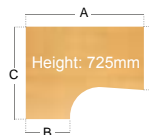


Left Hand Ergonomic Desk

CODE	A	B	C	D	RRP
ME15L	1524	600	1150	746	£294.00
ME18L	1778	600	1150	746	£333.00



- Cantilever frame
- Two cable access ports

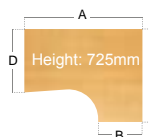


Right Hand Ergonomic Desk

CODE	A	B	C	D	RRP
ME15R	1524	600	1150	746	£294.00
ME18R	1778	600	1150	746	£333.00



- Cantilever frame
- Two cable access ports



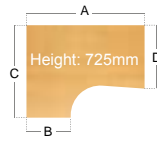
Maestro Commercial desking range - Cantilever leg

Left Hand Ergonomic Desk + 2 Drawer Pedestal

CODE	A	B	C	D	RRP
ME18LP2	1778	600	1150	746	£435.00



- Cantilever frame
- Two cable access ports
- 2 drawer fixed pedestal

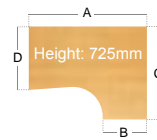


Right Hand Ergonomic Desk + 2 Drawer Pedestal

CODE	A	B	C	D	RRP
ME18RP2	1778	600	1150	746	£435.00



- Cantilever frame
- Two cable access ports
- 2 drawer fixed pedestal

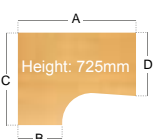


Left Hand Ergonomic Desk + 3 Drawer Pedestal

CODE	A	B	C	D	RRP
ME18LP3	1778	600	1150	746	£435.00



- Cantilever frame
- Two cable access ports
- 3 drawer fixed pedestal

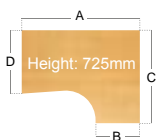


Right Hand Ergonomic Desk + 3 Drawer Pedestal

CODE	A	B	C	D	RRP
ME18RP3	1778	600	1150	746	£435.00



- Cantilever frame
- Two cable access ports
- 3 drawer fixed pedestal



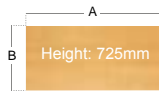
Maestro Commercial desking range - Panel end

Straight Desk

CODE	A	B	RRP
S3	754	746	£140.00
S4	1228	746	£142.00
S6	1532	746	£153.00
S7	1786	746	£174.00



- Panel end
- Two cable access ports
- S3 has one cable access port

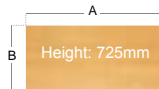


Desk with 2 Drawer Pedestal

CODE	A	B	RRP
S4P2	1228	746	£244.00
S6P2	1532	746	£256.00
S7P2	1786	746	£276.00




- Panel end
- 2 drawer fixed pedestal
- Accepts A4 & foolscap files
- Two cable access ports
- Pedestal can be fitted to left or right hand

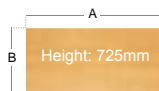


Desk with 3 Drawer Pedestal

CODE	A	B	RRP
S4P3	1228	746	£244.00
S6P3	1532	746	£256.00
S7P3	1786	746	£276.00




- Panel end
- 3 drawer fixed pedestal
- Two cable access ports
- Pedestal can be fitted to left or right hand

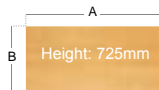


Desk with 2 and 3 Drawer Pedestals

CODE	A	B	RRP
S6P23	1532	746	£358.00
S7P23	1786	746	£379.00




- Panel end
- Two cable access ports
- 2 and 3 drawer fixed pedestals
- Accepts A4 & foolscap files
- 2&3 drawer pedestals can be fitted to side of choice

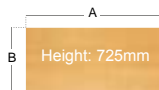


Desk with 2 and 2 Drawer Pedestals

CODE	A	B	RRP
S6P22	1532	746	£358.00
S7P22	1786	746	£379.00




- Panel end
- Two cable access ports
- Two 2 drawer fixed pedestals
- Accepts A4 & foolscap files



Desk with 3 and 3 Drawer Pedestals

CODE	A	B	RRP
S6P33	1532	746	£358.00
S7P33	1786	746	£379.00




- Panel end
- Two cable access ports
- Two 3 drawer fixed pedestals



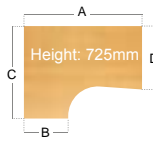
Maestro Commercial desking range - Panel end

Left Hand Ergonomic Desk

CODE	A	B	C	D	RRP
MES15L	1524	600	1150	746	£295.00
MES18L	1778	600	1150	746	£334.00




- Panel end
- Two cable access ports

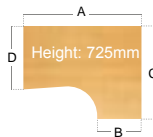


Right Hand Ergonomic Desk

CODE	A	B	C	D	RRP
MES15R	1524	600	1150	746	£295.00
MES18R	1778	600	1150	746	£334.00




- Panel end
- Two cable access ports

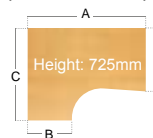


Left Hand Ergonomic Desk + 2 Drawer Pedestal

CODE	A	B	C	D	RRP
MES18LP2	1778	600	1150	746	£436.00



- Panel end
- Two cable access ports
- 2 drawer fixed pedestal
- Accepts A4 & foolscap files

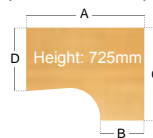


Right Hand Ergonomic Desk + 2 Drawer Pedestal

CODE	A	B	C	D	RRP
MES18RP2	1778	600	1150	746	£436.00




- Panel end
- Two cable access ports
- 2 drawer fixed pedestal
- Accepts A4 & foolscap files

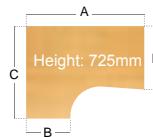


Left Hand Ergonomic Desk + 3 Drawer Pedestal

CODE	A	B	C	D	RRP
MES18LP3	1778	600	1150	746	£436.00




- Panel end
- Two cable access ports
- 3 drawer fixed pedestal

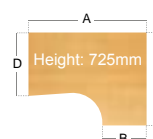


Right Hand Ergonomic Desk + 3 Drawer Pedestal

CODE	A	B	C	D	RRP
MES18RP3	1778	600	1150	746	£436.00



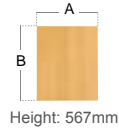

- Panel end
- Two cable access ports
- 3 drawer fixed pedestal



Maestro Commercial desking range - Additional storage

Standard 2 and 3 Drawer Mobile Pedestals

CODE	A	B	DRAWERS	RRP
25M2	426	600	2 Drawer	£159.00
25M3	426	600	3 Drawer	£159.00

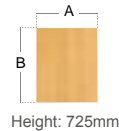



- **25M2** 1 filing drawer & 1 shallow drawer
- Accepts both A4 & Foolscap Files
- Lockable
- Castors
- **25M3** with 3 shallow drawers
- Lockable
- Castors



Desk End Pedestal

CODE	A	B	RRP
DEP3	426	600	£212.00
74 DP3	426	746	£233.00




- Two box and one filing drawer
- Accepts both A4 & Foolscap Files
- Lockable



Filing Cabinets

CODE	A	B	Height	Drawers	RRP
OF2	478	650	723	2	£225.00
OF3	478	650	1038	3	£243.00
OF4	478	650	1353	4	£266.00




- With full drawer extension
- Ball bearing runners
- Fully lockable anti-tilt mechanism
- 45Kg drawer weight loading
- Accepts only foolscap files
- Lockable



Bookcases

CODE	A	B	Height	RRP
LBC	756	306	720	£91.00
BC	756	306	1236	£105.00
TBC	756	306	1620	£132.00
HBC	756	306	2004	£165.00
SBC			Optional Shelf	£38.00



- 18mm thick melamine carcass
- Hardboard backs
- Optional extra shelf available



Maestro Screens

CODE	A	HEIGHT	RRP
MS3	754	350	£91.00
MS4	1228	350	£99.00
MS5*	1150	350	£93.00
MS6	1524	350	£114.00
MS7	1778	350	£118.00

Please Note: Screens must be ordered with fabric selection below 'Blue' - e.g. **MS4-B**

* Please note: **MS5** = Return of Ergonomic desk

Melamine core with a foam layer and upholstered in fabric, 40mm depth. Screens are made to order. Alternative colours available POA.

Fabric finishes



Magnum Executive desking range

Ideal for any manager's office, Magnum is a new, premium executive desking range that reflects a leader's demand for an elevated aesthetic. An elegant radial edge profile and two-tone table top help to create a more executive feel that perfectly suits the rooms of managers who want to furnish their office with prestige and sophistication.

The subtle, curved desk provides plenty of worktop space with a desk top extension that will make Magnum stand and leave a lasting impression on visitors. The desk high pedestal and cupboards offer all important storage space and the collection is completed by meeting and boardroom tables that lend itself to decision making at the highest level.





Magnum

Executive desking



Details & Features



Table Tops

Clean lines and 43mm tops give the range a classic quality, with easy clean surfaces that are scratch resistant to ensure your investment will look good for years to come.



Finish details

Sleek lines, curved back panels and profiled edges represent a commitment to providing highest achievable standards of elegance and quality.



Stylish Handles

Stylish design and detail run through the whole range with components that meet all top industry design and workmanship standards.



Executive Range

Our extensive range combines beautifully co-ordinated storage and pedestals with meeting and conference tables and a desk with return to offer a versatile whole room solution.

Finish Options

Colours available in American walnut and dark oak. Please add suffix when ordering eg. **MGED** in oak = **MGEDO**



AMERICAN WALNUT(W)



DARK OAK(O)



Magnum Executive desking range

Executive desk

CODE	A	B	RRP
MGED	1800	900	£652.00



- Executive desk
- 43mm thick tops
- 18mm melamine top combined with 25mm MDF
- Elegant, profiled two-tone edges



Return Desk

CODE	A	B	RRP
MGRD	1120	500	£360.00



- Executive return desk
- To accompany executive desk
- 43mm thick tops
- 18mm melamine top combined with 25mm MDF
- Elegant, profiled two-tone edges
- Can be used left or right hand side



Pedestal

CODE	A	B	RRP
MG2DP	430	500	£220.00



- 2 drawer mobile pedestal
- 18mm melamine top
- Narrow edges finished with 2mm ABS band
- 1 shallow drawer and 1 file drawer
- Accepts A4 and Foolscap files
- Lockable



Magnum Executive desking range - Boardroom and meeting tables

Conference Table

CODE	A	B	RRP
MGCON	2100	1000	£680.00



- 43mm thick tops
- 18mm melamine top combined with 25mm MDF
- Elegant, profiled two-tone edges
- Stylish boardroom/conference table
- Seats up to 8 people

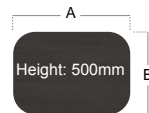


Coffee Table

CODE	A	B	RRP
MGCOF	1100	700	£160.00



- 43mm thick tops
- 18mm melamine top combined with 25mm MDF
- Elegant, profiled two-tone edges
- Stylish low coffee/meeting table



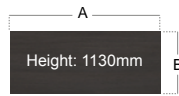
Magnum Executive desking range - Additional storage

Low Cupboard

CODE	A	B	RRP
MGLC	800	380	£360.00



- 25mm melamine top
- Narrow edges finished with 2mm ABS band
- 18mm back panels for stability
- Stylish door handles
- Supplied with 2 shelves
- Lockable

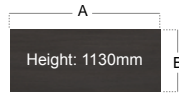


Low Cupboard with Glass Doors

CODE	A	B	RRP
MGLCG	800	380	£520.00



- 25mm melamine top
- Narrow edges finished with 2mm ABS band
- 18mm back panels for stability
- Stylish door handles
- Supplied with 2 shelves
- Lockable

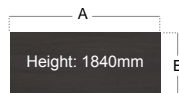


Tall Cupboard

CODE	A	B	RRP
MGTC	800	380	£600.00



- 25mm melamine top
- Narrow edges finished with 2mm ABS band
- 18mm back panels for stability
- Stylish door handles
- Supplied with 4 shelves
- Lockable

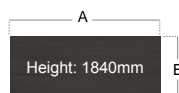


Tall Cupboard with Glass Doors

CODE	A	B	RRP
MGTCG	800	380	£680.00



- 25mm melamine top
- Narrow edges finished with 2mm ABS band
- 18mm back panels for stability
- Stylish door handles
- Supplied with 4 shelves
- Lockable



Wooden Storage

Offering versatile and practical storage solutions, our Universal range will keep your office organised and looking neat and tidy. With clean cut lines and minimal modern styling, Universal wooden storage is available in up to five colour finishes to match all the desking ranges and can be configured to suit the requirements of any office landscape.

Available in an array of sizes and melamine colours, our wooden storage range has been designed to fit any space from open plan workplaces, to executive offices and boardrooms. Consisting of a wide range of economy and deluxe pedestals, bookcases, cupboards, combination cupboards, tambour units and more besides, Universal simply meets all your office storage needs.





Storage

Primary, Secondary and System Storage



Details & Features



Pedestals

Pedestals offer versatile storage solutions for under desk storage in the workplace and these sturdy units are the perfect place to store paperwork and stationery and keep the work area uncluttered.



Filing Cabinets

Filing cabinets are there when you need them to access files, however they are also sleek and modern in design, blending seamlessly into your interior and offering a functional storage solution for the office.



Cupboards & Bookcases

Staples for the modern office, cupboards and bookcases with their minimal, modern styling and choice of wood finishes are a practical group of units that will sit comfortably in an office space without dominating it.



Combinations Units

Combination units are designed to meet all the clerical needs of any busy company, with a choice of open top bookcases with or without glass doors, together with solid door cupboard storage or horizontal tambour combinations.

Overview

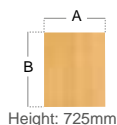
Primary storage is available as pedestals, filing cabinets, desk end bookcases and corner storage units. Secondary storage is available in standard and deluxe options and includes bookcases, cupboards and combination units. System storage requires optional internal filaments for completion.

Features & Benefits

- All drawers and doors are lockable
- All cupboards and bookcases supplied flat packed for easy handling
- Wood finishes match all desking ranges
- Choice of standard and deluxe designs

Primary Storage

CODE	A	B	RRP
R25DH6	426	600	£227.00
R25DH8	426	800	£248.00

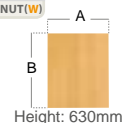



- 2 shallow and 1 filing drawer
- Accepts both A4 & foolscap files
- Lockable



Slim Line and Tall Mobile Pedestals

CODE	A	B	DRAWERS	RRP
TNMP	300	600	3 Drawers	£227.00
TMP	426	600	3 Drawers	£235.00

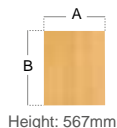
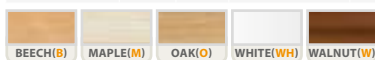


- **TNMP** Tall Narrow width pedestal
- 2 shallow and 1 filing drawer
- Lockable
- Castors
- **TMP** 2 shallow and 1 filing drawer
- Tall mobile pedestal
- Accepts both A4 & foolscap Files
- Lockable
- Castors



2 and 3 Drawer Mobile Pedestals

CODE	A	B	DRAWERS	RRP
R2M	426	600	2 Drawers	£159.00
R3M	426	600	3 Drawers	£159.00

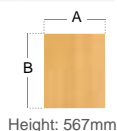



- **R2M** 1 filing drawer & 1 shallow drawer
- Accepts both A4 & foolscap Files
- Lockable
- Castors
- **R3M** with 3 shallow drawers
- Lockable
- Castors



Standard 2 and 3 Drawer Mobile Pedestals

CODE	A	B	DRAWERS	RRP
25M2	426	600	2 Drawer	£159.00
25M3	426	600	3 Drawer	£159.00

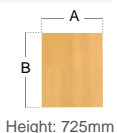



- **25M2** 1 filing drawer & 1 shallow drawer
- Accepts both A4 & foolscap files
- Lockable
- **25M3** with 3 shallow drawers
- Lockable



Desk High Pedestal

CODE	A	B	RRP
M25DH6	426	600	£227.00
M25DH8	426	800	£248.00



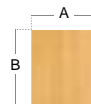
- Two shallow and 1 filing drawer
- Accepts both A4 & foolscap files
- Lockable



Primary Storage

2 and 3 Drawer Deluxe Mobile Pedestals

CODE	A	B	DRAWERS	RRP
DMP2	426	600	2 Drawers	£237.00
DMP3	426	600	3 Drawers	£237.00



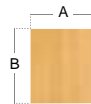
Height: 609mm

- With metalbox drawer
- Solid 18mm drawer base
- **DMP2** with 1 shallow, 1 filing drawer
- **DMP3** with 3 shallow drawers
- Fully locking
- **DMP2** accepts both A4 & foolscap files
- Handles optional



3 Drawer Desk High Deluxe Pedestal

CODE	A	B	RRP
P63	426	600	£260.00
P83	426	800	£285.00



Height: 725mm

- Fully locking
- Metalbox drawer surrounds
- 18mm solid drawer base
- Accepts both A4 & foolscap files
- Handles optional

P63: 600mm deep, designed to fit at 600mm side of ergonomic desk.

P83: 800mm deep, designed to fit alongside all 800mm deep desks.



Bow handles - For Deluxe Pedestals

CODE	QUANTITY	RRP
CH2	2 Handles	£15.00
CH3	3 Handles	£19.00

Add stylish handles.

CH2 used on **DMP2**

CH3 used on **DMP3, P63 & P83**

Finish: Matt nickel (Zinc alloy)



Executive 2 Drawer Side Filer

CODE	A	B	RRP
DSF2	800	600	£362.00



Bow Handles

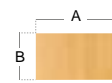


CODE	QUANTITY	RRP
CH4	4 Handles	£24.00

Finish: Matt Nickel (Zinc Alloy)

- Fully locking
- Anti-tilt
- Accepts both A4 & foolscap files
- 45Kg drawer weight loading
- 100% extension ball bearing runners
- Handles optional

Customise your filer with these stylish handles.



Height: 725mm



Optional handles

CODE	DESCRIPTION	RRP
CH	Bow handle	£8.00
PD	Polker Dot handle	£8.00
CTR	Square handle	£8.00
BH	Tubular handle	£8.00

All handles have the same fixings and can be used to replace existing handles to change the look of the office. 96mm hole centres.

CH Handles supplied as standard on all cupboards excluding SoHo ranges.



CH Handle Standard

PD Handle

CTR Handle

BH Handle

Primary Storage

Deluxe Desk High Bookcase / Double Door Cupboard

CODE	A	B	DESCRIPTION	RRP
DHBC	800	600	Bookcase	£117.00
DHCC	800	600	Double Door	£165.00



- Desk high
- 600mm deep unit
- 1 adjustable shelf
- Can be used as desk end storage
- Cupboards are fully lockable
- **DHCC** supplied with handles

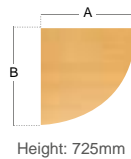


Deluxe Corner Storage Unit / Tambour Unit

CODE	A	B	RRP
LCS	800	800 - Open	£237.00
CST	800	800 - Tambour	£469.00



- Designed to fit A4 ringbinder
- With adjustable feet **CST**
- Fitted with silver tambour doors
- Inset handle, fully lockable



LCS

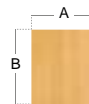
CST

Filing Cabinets

CODE	A	B	Height	Drawers	RRP
OF2	478	650	723	2	£225.00
OF3	478	650	1038	3	£243.00
OF4	478	650	1353	4	£266.00




- With full drawer extension
- Ball bearing runners
- Fully lockable anti-tilt mechanism
- 45Kg drawer weight loading
- Accepts only foolscap files
- Lockable



Deluxe Executive Filing Cabinets + Silver Handles

CODE	A	B	H	DRAWERS	RRP
LF2	480	655	730	2 Drawers	£229.00
LF3	480	655	1045	3 Drawers	£252.00
LF4	480	655	1360	4 Drawers	£289.00



- Anti-tilt
- 100% extension ball bearing runners
- Fully locking
- 45Kg drawer weight loading
- Supplied with handles
- Accepts foolscap only



Economy Bookcases

CODE	W	D	HEIGHT	RRP
HBC	756	306	2004	£165.00
TBC	756	306	1620	£132.00
BC	756	306	1236	£105.00
LBC	756	306	720	£91.00
SBC	Optional Shelf			£38.00



- 18mm thick melamine carcass with hardboard backs and adjustable shelves. Optional extra shelf available.



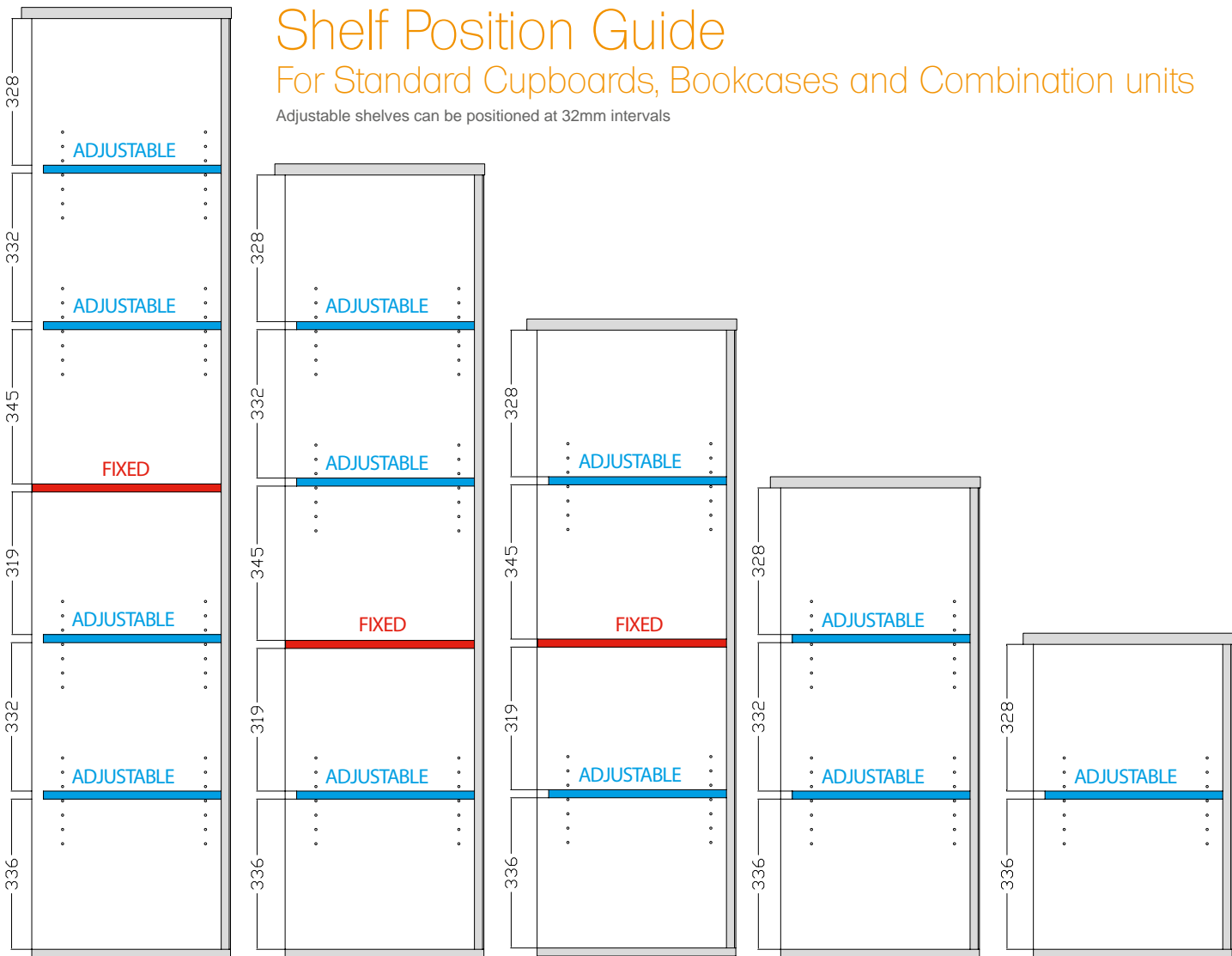
Secondary Storage Standard



Standard Bookcases

- 18mm melamine carcass
- 25mm thick top
- 18mm solid back panels
- Width : 800mm, Depth : 470mm

CODE	HEIGHT	DESCRIPTION	RRP
R2140	2140	5 Shelves	£261.00
R1790	1790	4 Shelves	£240.00
R1440	1440	3 Shelves	£184.00
R1090	1090	2 Shelves	£136.00
R740	740	1 Shelf	£122.00
BS		Optional Shelf	£38.00




Secondary Storage Standard

Standard Cupboards

- 18mm solid backs
- 25mm thick top
- All with solid full height doors
- Lockable
- Width : 800mm, Depth : 470mm

Please Note: these units do not accept internal fitments



CODE	HEIGHT	DESCRIPTION	RRP
R2140D	2140	5 Shelves	£368.00
R1790D	1790	4 Shelves	£340.00
R1440D	1440	3 Shelves	£262.00
R1090D	1090	2 Shelves	£205.00
R740D	740	1 Shelf	£184.00
BS		Optional Shelf	£38.00



Standard Combination Units + Wood Doors + Open Tops

- 18mm solid backs and sides
- 25mm thick top
- Fitted with solid doors to bottom
- Lockable
- Width : 800mm, Depth : 470mm



CODE	HEIGHT	DESCRIPTION	RRP
R2140OP	2140	5 Shelves	£329.00
R1790OP	1790	4 Shelves	£293.00
R1440OP	1440	3 Shelves	£240.00
BS		Optional Shelf	£38.00



Standard Combination Units + Wood + Glass Doors

- 18mm solid backs and sides
- 25mm thick top
- Fitted with solid half height
- Fitted with glass half height doors
- Lockable
- Width : 800mm, Depth : 470mm



CODE	HEIGHT	DESCRIPTION	RRP
R2140COM	2140	5 Shelves	£440.00
R1790COM	1790	4 Shelves	£404.00
R1440COM	1440	3 Shelves	£340.00
BS		Optional Shelf	£38.00



Secondary Storage Deluxe

Deluxe Bookcase



- 18mm melamine carcass
- 25mm melamine top
- 18mm melamine back panels

Please Note: these units do not accept internal fitments

CODE	HEIGHT	DESCRIPTION	RRP
BC20	2000	4 Shelves	£363.00
BC16	1600	3 Shelves	£307.00
BC12	1200	2 Shelves	£260.00
BC8	800	1 Shelf	£211.00

 BEECH(B)	 MAPLE(M)	 OAK(O)	Width 1020mm Depth 550mm
---	---	---	-----------------------------

Deluxe Cupboard



- 18mm melamine carcass
- 25mm melamine top
- 18mm melamine back panels
- Doors are lockable

Please Note: these units do not accept internal fitments

CODE	HEIGHT	DESCRIPTION	RRP
BD20	2000	4 Shelves	£488.00
BD16	1600	3 Shelves	£420.00
BD12	1200	2 Shelves	£362.00
BD8	800	1 Shelf	£297.00

 BEECH(B)	 MAPLE(M)	 OAK(O)	Width 1020mm Depth 550mm
---	---	---	-----------------------------

Deluxe Combination Bookcase with Wood + Glass Doors



- 18mm melamine carcass
- 25mm melamine top
- 18mm melamine back panels
- Wooden doors are lockable

Please Note: these units do not accept internal fitments

CODE	HEIGHT	DESCRIPTION	RRP
DG20	2000	4 Shelves	£563.00
DG16	1600	3 Shelves	£487.00

 BEECH(B)	 MAPLE(M)	 OAK(O)	Width 1020mm Depth 550mm
---	---	---	-----------------------------



Deluxe Combination Bookcase with Wood Doors + Open Tops



- 18mm melamine carcass
- 25mm melamine top
- 18mm melamine back panels
- Wooden doors are lockable

Please Note: these units do not accept internal fitments

CODE	HEIGHT	DESCRIPTION	RRP
DO20	2000	4 Shelves	£448.00
DO16	1600	3 Shelves	£394.00

 BEECH(B)	 MAPLE(M)	 OAK(O)	Width 1020mm Depth 550mm
---	---	---	-----------------------------

Secondary Storage Systems

System Horizontal Tambour Door Cupboard



- 18mm melamine carcass
- 25mm melamine top
- 18mm melamine back panels
- Sliding lockable tambour doors
- Supplied empty
- Supplied with metal fitment brackets
- Can be fitted with all internal options

CODE	W	D	HEIGHT	RRP
ST20	1020	550	2000	£613.00
ST16	1020	550	1600	£548.00
ST12	1020	550	1200	£464.00
ST8	1020	550	800	£400.00



Please Note: these units accept internal fitments
*For internal fitments, see below.

System Double Door Cupboard



- 18mm melamine carcass
- 25mm melamine top
- 18mm melamine back panels
- Double doors are lockable
- Supplied empty
- Supplied with metal fitment brackets
- Can be fitted with all internal options

CODE	W	D	HEIGHT	RRP
DD20	1020	550	2000	£483.00
DD16	1020	550	1600	£432.00
DD12	1020	550	1200	£390.00
DD8	1020	550	800	£344.00



Please Note: these units accept internal fitments
*For internal fitments, see below.

System Combination Bookcase With Horizontal Tambour & Glass Doors



- 18mm melamine carcass
- 25mm melamine top
- 18mm melamine back panels
- Supplied with glass double doors
- Sliding tambour doors on lower section
- Tambour section supplied empty
- Supplied with metal fitment brackets
- Can be fitted with all internal options

CODE	W	D	HEIGHT	RRP
TG20	1020	550	2000	£667.00
TG16	1020	550	1600	£592.00



System Combination Bookcase With Horizontal Tambour



- 18mm melamine carcass
- 25mm melamine top
- 18mm melamine back panels
- Sliding tambour doors on lower section
- Tambour section supplied empty
- Supplied with metal fitment brackets
- Can be fitted with all internal options

CODE	W	D	HEIGHT	RRP
TO20	1020	550	2000	£551.00
TO16	1020	550	1600	£496.00



Internal Fitments For Systems Storage


Roll Out Suspension Filing Frame
Accepts both, A4 and foolscap files
Finish: Graphite grey



Universal Lateral Filing Frame
Lateral filing frame. Accepts both A4 and foolscap hanging files.



Plain Steel Shelf



CODE	DESCRIPTION	RRP
2RSF	Roll out suspension filing frame	£126.00
2RAIL	Universal lateral filing frame	£40.00
2PS	Steel shelf	£24.00

Steel Storage

Place steel storage at the heart of your workplace with a range of products that meet the long-term performance needs of any office. With an all-steel construction, fully powder-coated interiors and welded carcasses, our steel storage range is manufactured in the UK and designed for today's modern office, offering excellent value for money.

Our steel storage range provides high quality, stylish and robust furniture for demanding working environments. Storage cabinets are ideal for offices or back room storage of employee belongings, supplies and stationery. This diverse portfolio of pedestals, filing cabinets, cupboards and tambours has items tailored specifically for personal storage as well as flexible workspace storage for team areas.





Steel storage

Primary, Secondary, Filing and Personal Storage



Details & Features



Pedestals

Pedestals offer versatile storage solutions for any office environment and these sturdy units are mounted on castors allowing for easy manoeuvrability.



Filing Cabinets

Strong, robust and built to last, filing cabinets offer a smooth, stylish and functional storage solution for every office environment.



Cupboards & Tambours

Cupboards are designed to meet all the clerical needs of any busy company, with tambour doors which slide and retract smoothly to save space.



Personal Storage

Lockers allow for the safe storage of personal belongings, with optional letter boxes allowing individuals to have internal mail direct to their locker.

Overview

Primary storage is available as pedestals and filing cabinets. Secondary storage is available in standard and deluxe options and includes cupboards and tambour cupboards. File storage is available as multi-drawers and A4 filers for the office and the home. Personal storage is available as lockers and lodges with letter boxes.

Features & Benefits

- All drawers and doors are lockable
- All cupboards, tambours and cabinets supplied fully assembled for quick installation
- Textured paint finishes that enhance the look of any office
- Choice of standard and deluxe designs

Pedestals



Our 3 drawer mobile steel pedestals offer versatile storage solutions for any office environment and these sturdy units are mounted on castors allowing for easy manoeuvrability. Lockable with an anti-tilt castor on the file drawer, extra deep filing capacity and available in silver or white, our mobile pedestals have a classic, stylish design whilst offering safe and secure storage.

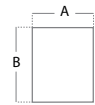


3 Drawer Mobile Steel Pedestal

CODE	A	B	RRP
MP3	391	545	£184.00



SILVER (S) RAL 9006
WHITE (WH) RAL 9016



Height: 565mm

- Fully locking
- Accepts both A4 & foolscap files
- 1 filing and 2 shallow drawers
- With castors
- Ball bearing runners
- 5th castor on drawer front for anti-tilt
- Front castors have brake lock



MP3S



MP3WH

Contract Filing Cabinets by Bisley




Filing cabinets offer a smooth, stylish and functional storage solution for every office environment. Strong and built to last, the filing cabinets have a fully welded carcass making them extremely robust, with resistance-free slides and an anti-tilt operation for safe ease of use. Contract filing cabinets are designed and manufactured for today's modern office environment, offering excellent value for money.



Contract Filing Cabinets

CODE	W	D	H	RRP
DCF2	470	622	711	£177.00
DCF3	470	622	1016	£202.00
DCF4	470	622	1321	£224.00



- 100% Drawer extension
- High sided easy glide drawers
- Fully welded carcass
- 35Kg drawer load capacity
- Anti-tilt drawers
- Lockable, supplied with 2 keys
- Foolscap files
- Approved to BSEN 14073 Parts 2&3
- Approved to BSEN 14074



Filing Cabinets by Bisley



Filing cabinets offer a smooth, stylish and functional storage solution for every office environment. Strong and built to last, the filing cabinets have a fully welded carcass making them extremely robust, with resistance-free slides and an anti-tilt operation for safe ease of use. Fully extendable drawers allow for easy access and in your absence, the cabinet can be locked for security.



Filing Cabinets

CODE	W	D	H	RRP
DEF2	470	622	711	£190.00
DEF3	470	622	1016	£215.00
DEF4	470	622	1321	£236.00



COFFEE/
CREAM
(C)



GOOSE
GREY
(G)



BLACK
(K)



Locking



Anti-Tilt



100% Extension



Suspension
Filing



Drawer
Capacity

- Designed for suspension filing
- Fully welded carcass without bolts or rivets for greater strength
- Mastered lock (200 different combinations)
- Hardwearing textured paint finish
- Approved to BSEN 14073 Part 2 & 3
- Approved to BSEN 14074



Contract Cupboards by Bisley

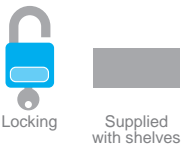


Contract double door cupboards are designed to achieve maximum storage capacity using the least amount of space to meet all the clerical needs of a busy office. Boasting a fully welded carcass for increased strength and stability with height adjustable shelves and a three point locking system for security, contract cupboards are office classics at home in any workspace.



Contract Cupboards

CODE	W	D	H	RRP
DSC40	914	400	1000	£224.00
DSC72	914	400	1806	£274.00
BCSLF	Extra shelf			£33.00



- Assembled
- Shelves supplied
- Shelves include lateral filing as standard
- 3 point lock
- Approved to BSEN 14073 Parts 2&3
- Approved to BSEN 14074



DSC40-K

DSC72

DSC40-C

Tambour Cupboards by Bisley



Tambour doors which slide and retract smoothly to save space and offer access to the entire cupboard offer practical storage solutions for any office. Offering an increased level of security, the aluminium tambour doors recede smoothly into the cabinet carcass leaving office aisles and walkways unobstructed. Supplied fully assembled, tambour cupboards cater for all your filing and storage needs without compromising on style.



Tambour Cupboards

CODE	W	D	H	RRP
DST40	1000	470	1000-1015*	£379.00
DST65	1000	470	1570-1585*	£420.00
DST78	1000	470	1970-1985*	£454.00
DSTS	Extra shelf			£17.00
BROSF	Roll out filing frame			£123.00



Coffee/cream - cream door
Goose grey - grey door
Black - black doors

*New dims for 2017



Locking

- Assembled
- Full length hand rail
- Supplied empty
- Approved to BSEN 14073 parts 2&3
- Approved to BSEN 14074



DST78-G



DST40-K

Bisley Steel storage

From the humble beginnings of car body repairs in 1931, Bisley began meeting the needs of workplaces in the 1940s. Now producing over 15,000 items per week from a manufacturing facility in Wales, Bisley are always pushing the boundaries of manufacturing excellence and are now Europe's leading manufacturer of steel storage solutions.

Bisley designs and provides high quality, reliable furniture for every working environment. Storage cabinets are ideal for offices or back room storage of employee belongings, supplies and stationery. This diverse portfolio of filing cabinets, cupboards, tambours, drawers and lockers has items tailored specifically for personal storage as well as flexible workspace storage for team areas.





Filing Cabinets



BISLEY

Filing cabinets offer a smooth, stylish and functional storage solution for every office environment. Strong and built to last, the filing cabinets have a fully welded carcass making them extremely robust, with resistance-free slides and an anti-tilt operation for safe ease of use. Fully extendable drawers allow for easy access and in your absence, the cabinet can be locked for security.



Bisley Contract Filing Cabinets

CODE	W	D	H	RRP
BPSF2	470	622	711	£207.00
BPSF3	470	622	1016	£232.00
BPSF4	470	622	1321	£261.00



Locking



Anti-Tilt



100% Extension



Suspension Filing



Drawer Capacity

- 100% Drawer extension
- High sided easy glide drawers
- Fully welded carcass
- 40Kg drawer load capacity
- Anti-tilt drawers
- Lockable, supplied with 2 keys
- Foolscap files
- Approved to BSEN 14073 Parts 2&3
- Approved to BSEN 14074



BPSF4C



BPSF3G



BPSF2K

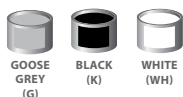
BISLEY

Filing cabinets offer a smooth, stylish and functional storage solution for every office environment. Strong and built to last, the filing cabinets have a fully welded carcass making them extremely robust, while roller bearing slides ensure ultimate ease of use and feature an anti-tilt safety mechanism. Sleek and modern in design with full width recessed handles, they'll blend seamlessly into your interior.



Bisley BS Cabinets

CODE	W	D	H	RRP
BS2	470	622	711	£274.00
BS3	470	622	1016	£320.00
BS4	470	622	1321	£353.00



- 100% Drawer extension
- 45Kg drawer load capacity
- Anti-tilt drawers
- Lockable, supplied with 2 keys
- Suspension files
- Approved to BSEN 14073 Parts 2&3
- Approved to BSEN 14074



Contract Cupboards



BISLEY

Contract double door cupboards are designed to be used in the most demanding of office environments and are an essential part of the workplace. Boasting a fully welded carcass for increased strength and stability with height adjustable shelves and a three point locking system for unrivalled security, contract cupboards offer flexible and secure storage to meet all office requirements.



Bisley Contract Cupboards

CODE	W	D	H	RRP
BC40	914	400	1000	£244.00
BC72	914	400	1806	£291.00
BC78	914	400	1968	£358.00
BCSLF	Extra shelf			£33.00



- Assembled
- Shelves supplied
- 3 point lock
- Approved to BSEN 14073 Parts 2&3
- Approved to BSEN 14074



Locking



Takes Internals



BC40K

BC72S

BC78C

BC78G

Executive Cupboard



BISLEY

Executive cupboards are designed to meet all the clerical needs of any busy company. Fitted with attractive, unobtrusive flush-front doors, two door executive cupboards can be used either individually or in rows. They have a magnetic door catch, two point locking mechanism and are manufactured from high quality, heavy gauge steel, offering flexible and secure storage to meet all office requirements.



Bisley Executive Cupboards

CODE	W	D	H	RRP
A402W11	914	470*	1000-1015*	£329.00
A722W00	914	470*	1970-1985*	£373.00



*New dims for 2017



DSTS

- Plain shelf light grey



BROSF

- Roll out filing frame light grey
- Accepts A4 & Foolscap suspension files

CODE		RRP
DSTS	Shelf	£17.00
BUR	Lateral filing frame	£39.00
BROSF	Roll out filing frame	£123.00



- Magnetic latching
- 2 point locking
- Flush-handle design
- Standard slotted or universal shelves
- A402W11 supplied with one shelf
- Shelf has lateral filing as standard
- A722W00 supplied empty



Locking

Quality accreditation: BS EN 14073 2004 Part 2 & 3, BS EN 14074, BS 4875 1998 Part 7 level 5 & Part 8, BS 5459 1983 Part 3, DIN 4554/485



A402W11G
With 1 shelf



A722W00G
Supplied empty

Tambour Cupboards



BISLEY

Tambour doors which slide and retract smoothly to save space and offer access to the entire cupboard offer practical storage solutions for any office. Offering an increased level of security, the aluminium tambour doors recede smoothly into the cabinet carcass leaving office aisles and walkways unobstructed. They have plenty of space for a selection of internal fittings such as shelving, and filing frames.



Bisley Tambours

CODE	W	D	H	Shelves	RRP
ET408/6/1S	800	470*	718-733*	1	£463.00
ET410/10/2S	1000	470*	1000-1015*	2	£526.00
ET410/19/4S	1000	470*	1970-1985*	4	£723.00
ETARSF	Euro roll out filing frame				£106.00
ETASLF	Euro shelf				£33.00



*New dims for 2017

- Designed for A4 filing
- Multiple cabinet heights and widths enable optimum configurations
- Space saving sliding doors
- Perfect for corridors and hallways
- Supplied complete with shelves that take undershelf filing

Quality accreditation: BS EN 14073
2004 Part 2 & 3, BS EN 14074, BS
4875 1998 Part 7 level 4 & Part 8, BS
476 Part 7 1987 Class 2Y



Locking



Takes Internals



ET408/6/1S



ET410/19/4S/SS



ET410/10/2S/SS

Duo Tambour Cupboards



BISLEY

Tambour doors which slide and retract smoothly to save space and offer access to the entire cupboard offer practical storage solutions for any office. Offering an increased level of security, the aluminium tambour doors recede smoothly into the cabinet carcass leaving office aisles and walkways unobstructed. Adding the combination of silver with beech effect tambour doors enhances the look of quality.



Bisley Duo Tambours

CODE	W	D	H	Shelves	RRP
ET408/6/1SB	800	470*	718-733*	1	£463.00
ET410/10/2S/SB	1000	470*	1000-1015*	2	£526.00
ET410/19/4S/SB	1000	470*	1970-1985*	4	£723.00
ETARSF	Euro roll out filing frame				£106.00
ETASLF	Euro shelf				£33.00



SILVER/BEECH

*New dims for 2017

- Designed for A4 filing
- Multiple cabinet heights and widths enable optimum configurations
- Space saving sliding doors
- Perfect for corridors and hallways
- Supplied complete with shelves that take undershelf filing

Quality accreditation: BS EN 14073 2004 Part 2 & 3, BS EN 14074, BS 4875 1998 Part 7 level 4 & Part 8, BS 476 Part 7 1987 Class 2Y




Locking



Takes Internals



ET410/10/2S/SB



ET410/19/4S/SB

Multi Drawers



BISLEY

Multi-drawers offer excellent storage capacity with a range of 5, 10 and 15 drawer cabinets designed specifically for the small office or home office market. The neat multi-drawer design is enhanced by a brilliant choice of colours which will give an injection of cool in any home environment when placed either on top of or under a work surface.



Bisley Multi Drawers

CODE	W	D	H	RRP
B5MD	279	380	325	£93.00
B10MD	279	380	590	£156.00
B15MD	279	380	860	£224.00



- 5,10,15 drawers
- Chrome handle design
- Individual drawer label holders
- Multi-compartmental insert trays for small items
- A sound solution for office storage and beyond



B5MD

B10MD

B15MD

A4 Filers



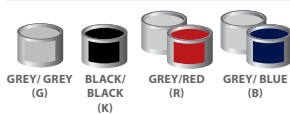
BISLEY

Home office storage that's affordable and looks good is difficult to come by, making the A4 home filer a real steal. From the outside it looks neat and tidy, but inside its capacious interior accommodates a range of filing and storage options. A4 filers are an essential product for those seeking practical filing solutions with a small budget and are ideal for small office under desk storage.



Bisley A4 Filers

CODE	W	D	H	RRP
BPFA2	413	400	672	£114.00
BPFA3	413	400	672	£135.00



Locking



80% Extension

- Light weight
- 80% Drawer extension
- BPFA2 Single action lock secures both drawers
- BPFA3 Single action lock secures bottom 2 drawers only
- A4 files
- Home filers perfect for home office storage
- Available in various combinations of stationery / media and filing drawers



BPFA3



BPFA2

BISLEY

Our universal locker range offers streamlined personal storage and is ideal for production facilities, staff rooms, cloakrooms and open plan offices. Available in a choice of depths (305mm and 457mm) and with a variety of single, two, four and six door compartments sizes, the lockers can be easily configured by bolting together the locker units to suit your needs.



Bisley Lockers

CODE	W	D	H	RRP
CLK121	305	305	1802	£140.00
CLK122	305	305	1802	£173.00
CLK124	305	305	1802	£202.00
CLK126	305	305	1802	£244.00

CODE	W	D	H	RRP
CLK181	305	457	1802	£160.00
CLK182	305	457	1802	£194.00
CLK184	305	457	1802	£224.00
CLK186	305	457	1802	£265.00



- Lockers are fitted with a camlock – Hasp locks are optional
- Each locker has ventilation holes in the top and base of the carcass
- Card holder on every door
- Master lock with 1000 different combinations
- Bolt together back and sides
- Two door lockers feature an under shelf coat hook
- Single door lockers have an under shelf coat rail for multiple hangers



Locking

Quality accreditation: BS EN 14073 2004 Part 2 & 3, BS EN 14074, BS 4875 1998 Part 7 level 4, DIN 4554/485



CLK121

CLK122

CLK124



Our lodges with letter boxes are ideal for busy offices, allowing individuals to have their post delivered to their personal storage locker. With a choice of 4 and 6 door options, these letter box lockers allow for the safe storage of personal belongings plus the distribution of internal mail in a variety of premises including open plan offices, schools, universities and shared housing.



Bisley Lodges

CODE	W	D	H	Doors	RRP
BLFL4D	800	470	845-869	4	£797.00
BLFL6D	800	470	1187-1211	6	£1052.00



- Lodges come in 2 heights matching drawer unit dimensions
- 4 and 6 door options available
- Post can go in through the slot, but only the box's owner can get it out with their key
- Great for university or shared housing
- Available in a range of sizes and colours
- A selection of internal fittings and lock options



BLFL4D

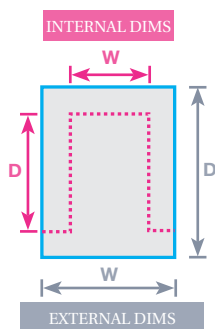


BLFL6D

Delivery

All safes are priced delivered to ground floor (NO STEPS)

Please check delivery prices prior to placing order.



KEY



Compact Home Office

The SS0720E Security Safes are ideal for use at home or in the office for storage of valuables and cash.

- Security Protection – Recommended for overnight cash cover of £800 cash or £8,000 valuables.
- Locking – Simple to use with their advanced 'user-friendly' digital lock.

CODE	W	D	H	W	D	H	WEIGHT	CAPACITY	RRP
SS0721E	230	170	170	228	120	160	3 KG	4 LITRES	£110.00
SS0722E	310	200	200	306	150	196	6 KG	8.5 LITRES	£132.00
SS0723E	350	250	250	346	210	246	8 KG	18 LITRES	£176.00

EXTERNAL DIMS INTERNAL DIMS



Fortress

The Phoenix Fortress is designed and tested to the latest and prestigious European EN14450 – S2 test standards for Security Protection.

- Security Protection – Tested to the prestigious European S2 Security standard (EN14450) giving cash cover of £3,200 or Valuables cover of £32,000
- Locking – Fitted with a high security double bitted VDS class 1 keylock (SS1180K series) or high security

CODE	W	D	H	W	D	H	WEIGHT	CAPACITY	RRP
SS1181K	350	300	220	270	200	140	15 KG	7 LITRES	£329.00
SS1181E	350	300	220	270	200	140	15 KG	7 LITRES	£684.00
SS1182K	450	350	550	370	250	270	25 KG	24 LITRES	£508.00
SS1182E	450	350	550	370	250	270	25 KG	24 LITRES	£832.00
SS1183K	450	350	550	370	250	470	37 KG	42 LITRES	£657.00
SS1183E	450	350	550	370	250	470	37 KG	42 LITRES	£1007.00

EXTERNAL DIMS INTERNAL DIMS



Titan II

The Phoenix Titan II is a modern, compact, fire and security resistant safe designed to meet the need for residential and business use.

- Fire Protection (Paper) – Tested to the International NT Fire 017 – 60 fire test standard, at the Swedish SP Testing Centre providing 60 minutes fire protection for paper documents.
- Fire Protection (Digital Media) – Tested to MTC – DIP120 – 60DMA fire test standard, providing 60 minutes fire protection for digital media, DVD's, USB's and memory sticks.

CODE	W	D	H	W	D	H	WEIGHT	CAPACITY	RRP
FS1271E	410	342	308	330	225	220	26 KG	16 LITRES	£333.00
FS1272E	352	433	420	260	304	320	36 KG	25 LITRES	£395.00
FS1273E	404	440	522	300	300	410	53 KG	36 LITRES	£482.00

EXTERNAL DIMS INTERNAL DIMS



Vertical Fire File

The Phoenix Excel Fire File FS2244K offers unrivalled protection for documents and data† in a stylish modern filing cabinet format. Ultra lightweight insulation materials also mean the cabinet can be used on most standard floors without the need for supporting.

- Fire Protection (Paper) – 1½ Hrs fire protection for paper documents.
- Fire Protection (Data) – 1½ hrs fire protection for Computer tapes and digital media if optional FSDPI08 is used.
- Fire Protection (Digital Media) – Tested to MTC – DIP120 – 60DM fire test standard, providing 60 minutes fire protection for digital media, USB's and memory sticks.

CODE	W	D	H	W	D	H	WEIGHT	CAPACITY	RRP	
FS2242K	530	675	805	385	505	255	145 KG	-	£1707.00	
FS2242E	530	675	805	385	505	255	145 KG	-	£1882.00	
FS2244K	530	675	1495	385	505	255	266 KG	-	£2451.00	
FS2244E	530	675	1495	385	505	255	266 KG	-	£2626.00	
FSDP108	Data insert									£604.00

EXTERNAL DIMS

INTERNAL DIMS

FS2244E



FS2242K



Data Combi

FOUR SAFES IN ONE – this safe provides fire protection for paper documents, Computer backup tapes, Digital media (CD's DVD's, Memory sticks) and security for cash and valuables all in one unit. Suitable for use in residential or business premises.

- Fire Protection (Paper) – Tested to Swedish NT Fire 017 – 90 Paper (DS2501E/DS2502E), NT Fire 017 – 120 Paper (DS2503E), providing up to 2 Hrs fire protection for paper documents.
- Fire Protection (Data) – Tested to Swedish NT Fire 017 – 90dis (DS2501E/DS2502E), NT Fire 017 – 120 data (DS2503E), providing up to 2hrs Fire protection for computer backup tapes.

CODE	W	D	H	W	D	H	WEIGHT	CAPACITY	RRP
DS2501E	500	500	720	375	330	510	97 KG	63/7 LITRES	£1488.00
DS2502E	520	520	905	380	330	670	129 KG	84/7 LITRES	£1663.00
DS2503E	655	560	1145	475	350	880	232 KG	145/13 LITRES	£2408.00

EXTERNAL DIMS

INTERNAL DIMS



Fire Commander

The Phoenix Fire Commander safe offers unrivalled protection for documents, data and Cash.

- Fire Protection (Paper) – Tested to the Swedish NT Fire 017 – 120 Paper standard, providing 2 Hrs fire protection for paper documents.
- Fire Protection (Digital Media) – Tested to DIP120 – 60DM standard providing Up to 1 hr fire protection for CD, DVD, Memory stick and hard drives

CODE	W	D	H	W	D	H	WEIGHT	CAPACITY	RRP
FS1901E	655	560	1250	475	350	980	228 KG	163 LITRES	£2188.00
FS1902E	775	650	1715	595	440	1450	388 KG	380 LITRES	£3414.00
FS1903E	1124	700	1770	945	490	1510	548 KG	699 LITRES	£5251.00

EXTERNAL DIMS

INTERNAL DIMS



Fire Ranger

The Phoenix Fire Ranger sets new standards for protection against fire and burglary attack in an economic, convenient and attractive format.

- Fire Protection – Provides 30 minutes fire protection for paper records at 500°C.
- Locking – Fitted with a high security double bitted VDS class 1 key lock.

CODE	W	D	H	W	D	H	WEIGHT	CAPACITY	RRP
FS1511K	600	520	1220	506	415	1082	71 KG	230 LITRES	£1314.00
FS1511E	600	520	1220	506	415	1082	71 KG	230 LITRES	£1444.00
FS1512K	930	520	1220	814	415	1050	90 KG	359 LITRES	£1707.00
FS1512E	930	520	1220	814	415	1050	90 KG	359 LITRES	£1794.00
FS1513K	930	520	1950	814	415	1810	142 KG	615 LITRES	£2144.00
FS1513E	930	520	1950	814	415	1810	142 KG	615 LITRES	£2232.00
FS1514K	1250	520	1950	1134	415	1810	200 KG	815 LITRES	£2713.00
FS1514E	1250	520	1950	1134	415	1810	200 KG	815 LITRES	£2757.00

EXTERNAL DIMS

INTERNAL DIMS



Screens

Most people work in open plan offices which offer employees very little privacy, which can be cause for frustration at times. Offering a variety of designs and styles, our range of screens and partitions not only offer a degree of privacy, but they also provide the finishing touches of colour to office furniture and add character to any office space.

Desktop screens allow employees to be more focused on their work by helping to cut out colleague's distracting and irritating telephone or computer sounds, in addition to improving office acoustics. Free standing floor screens provide visual, physical and acoustic barriers in any workspace by separating parts of the office into teams and groups or creating quiet work zones and breakout areas in open plan spaces.





Screens

Fabric wrapped



Details & Features



Desktop – Fabric

A simple, clean, fabric wrapped desk mounted screen range that offers excellent value for money. Available in a multitude of sizes and straight and wave desk options, they are ideal for partitioning when used in clusters.



Floor Standing

Free standing floor screens are available in 3 different sizes and are used to break up the appearance and absorb sound in an open plan office environment and provide the operators with an element of seclusion and privacy.



Desktop – Aluminium Frame

Distinctive, aesthetically pleasing desk mounted aluminium frame screens with straight fabric or glazed screen options which are ideal for any modern workplace. Aluminium frames are available in silver and white.



Fabric Options

Most desktop and floor screens are available in charcoal or blue as stocked colours, with a large selection of additional made to order fabric colours to select for a fully co-ordinated look in any office environment.

Overview

Whether dividing desk space or an entire office area, office screens provide an element of privacy to employees, allowing them to be comfortable while they work. Our desktop screens can offer sound absorption properties and floor screens are also a cost effective way of dividing the space without losing any of the benefits of the open plan layout.

Features & Benefits


- 30mm thickness
- Additional foam layer between outer fabric and melamine core
- Desk mounted screens use standard desk brackets which come as standard
- Floor screen feet supplied as standard
- Combines a slim profile with a robust and durable construction
- Manufactured in the UK

Desktop Screens Desk mounted - Fabric wrapped

Straight Desk Mounted Screen

CODE	A	B	RRP	Band A	Band B	Band C
ES800S	800	400	£80.00	£87.00	£95.00	£111.00
ES1000S	1000	400	£88.00	£95.00	£104.00	£120.00
ES1200S	1200	400	£94.00	£100.00	£109.00	£125.00
ES1400S	1400	400	£104.00	£110.00	£118.00	£134.00
ES1600S	1600	400	£108.00	£114.00	£123.00	£139.00
ES1800S	1800	400	£112.00	£118.00	£127.00	£143.00

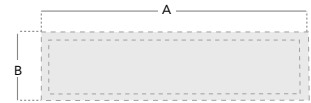
Stocked Made to order



Stocked colours



Made to order colours




Supplied with brackets

Colours available in a number of fabric options.
Please add suffix when ordering.
eg: **ES800S** in blue = **ES800S-B**

Wave Desk Mounted Screen

CODE	A	B	C	RRP	Band A	Band B	Band C
ES800W	800	200	400	£84.00	£91.00	£99.00	£115.00
ES1000W	1000	200	400	£94.00	£100.00	£109.00	£125.00
ES1200W	1200	200	400	£104.00	£110.00	£118.00	£134.00
ES1400W	1400	200	400	£108.00	£114.00	£123.00	£139.00
ES1600W	1600	200	400	£112.00	£118.00	£127.00	£143.00
ES1800W	1800	200	400	£116.00	£123.00	£131.00	£147.00

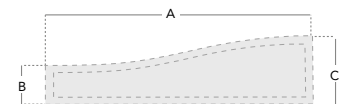

Stocked Made to order



Stocked colours



Made to order colours



Supplied with brackets

All above screens are supplied with brackets to fit 25mm desks.

Universal Brackets

CODE	DESCRIPTION	RRP
UNSCBR	Universal bracket (Pair)	£16.00

Finish: Grey

The universal bracket allows screens to be mounted to a number of different manufacturers desks. The universal clamp on bracket will attach on desks from 15mm - 36mm desk tops.



For use with alternative suppliers desks

Screens Floor Standing

Colours available in a number of fabric options.
Please add suffix when ordering. eg: **208** in blue = **208-B**

1200mm High Solid Floor Screen

CODE	DESCRIPTION	RRP	Band A	Band B	Band C
208	H:1200 x W:800	N/A	£125.00	£142.00	£168.00
210	H:1200 x W:1000	N/A	£125.00	£142.00	£168.00
212	H:1200 x W:1200	N/A	£133.00	£150.00	£176.00
214	H:1200 x W:1400	N/A	£133.00	£150.00	£176.00
216	H:1200 x W:1600	N/A	£143.00	£160.00	£192.00
218	H:1200 x W:1800	N/A	£152.00	£168.00	£200.00



1200mm high

1500mm High Solid Floor Screen

CODE	DESCRIPTION	RRP	Band A	Band B	Band C
508	H:1500 x W:800	N/A	£127.00	£144.00	£168.00
510	H:1500 x W:1000	N/A	£135.00	£152.00	£176.00
512*	H:1500 x W:1200	£148.00	£152.00	£168.00	£200.00
516*	H:1500 x W:1600	£156.00	£164.00	£181.00	£216.00
518*	H:1500 x W:1800	£172.00	£177.00	£194.00	£224.00

*Stocked in select colours



1500mm high

1800mm High Solid Floor Screen


CODE	DESCRIPTION	RRP	Band A	Band B	Band C
808	H:1800 x W:800	N/A	£152.00	£168.00	£200.00
810	H:1800 x W:1000	N/A	£152.00	£168.00	£200.00
812*	H:1800 x W:1200	£172.00	£177.00	£194.00	£224.00
814*	H:1800 x W:1400	£172.00	£177.00	£194.00	£224.00
816*	H:1800 x W:1600	£180.00	£185.00	£202.00	£232.00

*Stocked in select colours




1800mm high

- 25mm core melamine material, base for 40mm overall depth.
- Additional foam layer between outer fabric and melamine core.
- Screens can utilise the desk as support.
- Can be self supporting using a bar foot.
- Screen feet supplied as standard



Foam Backed:
Additional foam layer between outer fabric and melamine core.



Screen Support:
Screens can utilise the desk as support or can be self supporting using a bar foot. (Supplied as standard).

Screens Floor Standing

Linking Strips

CODE	DESCRIPTION	RRP
LK22	1200mm 2-2 Strip	£11.00
LK25	1500mm 2-2 Strip	£12.00
LK28	1800mm 2-2 Strip	£12.00
LK42	1200mm 4-4 Strip	£16.00
LK45	1500mm 4-4 Strip	£19.00
LK48	1800mm 4-4 Strip	£20.00

Contract floor screens are used to break up the appearance and absorb sound in an open plan office environment and provide the operators with an element of seclusion and privacy.

Finish: Black only

2-2 panel linking strips used for connecting 2 screens together.

4-4 panel linking strips used for connecting 4 screens together.



2-2 Strip



4-4 Strip



Screens Desk mounted - Aluminium frame

Straight Fabric Screens

CODE	A	B	RRP	Band A	Band B	Band C
A1000	1000	380	£109.00	£116.00	£140.00	£164.00
A1200	1200	380	£118.00	£124.00	£148.00	£172.00
A1400	1400	380	£127.00	£132.00	£160.00	£184.00
A1600	1600	380	£144.00	£151.00	£176.00	£200.00
A1800	1800	380	£155.00	£160.00	£184.00	£208.00
A785	785	380	£100.00	£109.00	£125.00	£149.00
A1185	1185	380	£109.00	£117.00	£141.00	£165.00

Stocked

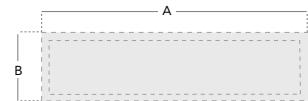
Made to order



Frames available in silver and white, screens available in blue and made to order colours. Please add suffix when ordering eg. **A1000** with white frame in blue = **A1000-WH-B**



or



Add brackets opposite

Straight Glazed Screens

CODE	A	B	RRP	Coloured glaze
AG1000	1000	380	£138.00	£152.00
AG1200	1200	380	£152.00	£168.00
AG1400	1400	380	£161.00	£176.00
AG1600	1600	380	£176.00	£188.00
AG1800	1800	380	£199.00	£212.00

Stocked

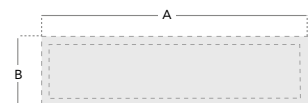
Made to order



Frames available in silver & white, screens available in white and made to order colours. Please add suffix when ordering eg. **AG1000** with Silver frame in Red = **AG1000-S-R**



or



Add brackets opposite

Screens Accessories & brackets

Screen Accessories Pack

CODE	DESCRIPTION	RRP
SCRN-PACK-WH	Pack - White	£69.00
SCRN-PACK-S	Pack - Silver	£69.00

Pack contains:
 Pen holder
 A4 paper tray
 Phone holder
 Name holder



Aluminium Framed Screen Brackets

CODE	DESCRIPTION	RRP
A ARBK	Bracket A, pack of 2	£32.00

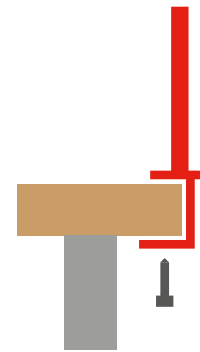
Bracket available in silver (S) or white (WH).
 Match screen trim colour to bracket colour
 Please add suffix when ordering eg.
ARBK in White = **ARBK-WH**

Fits back of desks

A



ARBK-S



Back of desk

CODE	DESCRIPTION	RRP
B ASBK	Bracket B, pack of 2	£32.00

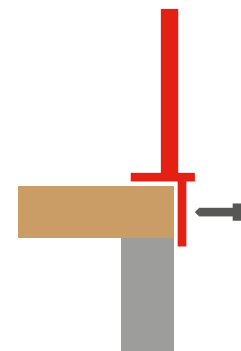
Bracket available in silver (S) or white (WH).
 Match screen trim colour to bracket colour
 Please add suffix when ordering eg.
ASBK in White = **ASBK-WH**

Fits return side when space prevents using clamp A

B



ASBK-S



Desk return

Vibe

Fabric screens



Details & Features



Desktop – Fabric

Our selection of Vibe desktop fabric screens are a stylish way to divide desks, minimising sound intrusion in the workplace. They are ideal for bench desking with the modern trend of having screens shorter than the desk length.



Desktop – Fabric Elev8

Vibe desktop screens are also available in special sizes for our Elev8 sit-stand desks. These innovative and cleverly designed screens provide the same level of privacy between back-to-back Elev8 desk when at their highest and lowest points.



Floor Standing

Free standing floor screens are available in 3 different sizes and are used to break up the appearance and absorb sound in an open plan office environment and provide the operators with an element of seclusion and privacy.



Fabric Options

Available in a multitude of made-to-order fabric colour options. Fabrics used on Vibe screens are Camira Cara, Bradbury Screen 66, Camira L2 and Sonus, Camira Blazer Lite.

Overview

Vibe is a new range of made-to-order, designer office desktop and floor screens, available in a multitude of fabric colour options which will improve the layout and function of any office environment. Vibe screens are hand-crafted, exposing the edge stitch detail on a radius corner to produce a screen which is elegant, modern and stylish.

Features & Benefits

- Additional foam layer between outer fabric and melamine core
- Desk mounted screens use universal desk brackets which come as standard
- Floor screen feet supplied as standard, with stylish flat disc feet available as an optional extra in silver or white
- Combines a slim profile with a robust and durable construction
- Manufactured in the UK

Vibe

Fabric screens



Desktop Screen - 350mm high

CODE	W	D	H	Band A	Band B	Band C
VB800	800	35	350	£95.00	£103.00	£119.00
VB1000	1000	35	350	£103.00	£111.00	£127.00
VB1200	1200	35	350	£108.00	£117.00	£133.00
VB1400	1400	35	350	£118.00	£126.00	£142.00
VB1600	1600	35	350	£122.00	£131.00	£147.00
VB1800	1800	35	350	£126.00	£135.00	£151.00



Made to order



- 35mm thickness
- Made to order, designer office screens, available in a multitude of colour options
- Hand crafted, exposing the edge of the stitch detail on a radius corner to produce a screen which is elegant, modern and stylish
- Desk mounted screens for use on standard desking
- Universal desk brackets supplied as standard

Supplied with brackets



Desktop Screen - 600mm high



CODE	W	D	H	Band A	Band B	Band C
EV1000	1000	25	600	£120.00	£128.00	£144.00
EV1200	1200	25	600	£136.00	£144.00	£160.00
EV1400	1400	25	600	£152.00	£160.00	£176.00
EV1600	1600	25	600	£168.00	£176.00	£192.00

Made to order



- 25mm thickness
- Made to order, designer office screens, available in a multitude of colour options
- Hand crafted, exposing the edge of the stitch detail on a radius corner to produce a screen which is elegant, modern and stylish
- Available in special sizes for Elev8 sit stand desks
- Elev8 desk brackets supplied as standard

Supplied with brackets

Vibe Floor screens

1200 High Floor Screen

CODE	W	D	H	Band A	Band B	Band C
VB208	800	40	1200	£160.00	£200.00	£240.00
VB210	1000	40	1200	£168.00	£208.00	£248.00
VB212	1200	40	1200	£176.00	£216.00	£256.00
VB214	1400	40	1200	£184.00	£224.00	£264.00
VB216	1600	40	1200	£192.00	£232.00	£272.00



Made to order



Supplied with feet

1500 High Floor Screen

CODE	W	D	H	Band A	Band B	Band C
VB508	800	40	1500	£176.00	£216.00	£256.00
VB510	1000	40	1500	£184.00	£224.00	£264.00
VB512	1200	40	1500	£192.00	£232.00	£272.00
VB514	1400	40	1500	£200.00	£240.00	£280.00
VB516	1600	40	1500	£208.00	£248.00	£288.00



Made to order



Supplied with feet

1800 High Floor Screen

CODE	W	D	H	Band A	Band B	Band C
VB808	800	40	1800	£200.00	£240.00	£280.00
VB810	1000	40	1800	£208.00	£248.00	£288.00
VB812	1200	40	1800	£216.00	£256.00	£296.00
VB814	1400	40	1800	£224.00	£264.00	£304.00
VB816	1600	40	1800	£232.00	£272.00	£312.00




Made to order



Supplied with feet

Designer Screen Feet


CODE	Description	RRP
VFT1-WH	White foot - pair	£40.00
VFT1-SL	Silver foot - pair	£40.00



- 40mm thickness
- Made to order, designer office screens, available in a multitude of colour options
- Hand crafted, exposing the edge of the stitch detail on a radius corner to produce a screen which is elegant, modern and stylish
- Improve the layout and function of any office
- Comes with adjustable grey feet as standard
- Stylish flat disc feet available as an optional extra in white or silver

Fabrics Screens

As well as these screen specific fabrics, chair fabrics can be also used on desk top screens, call you sales advisor for more information



Camira

Cara
Band A

EJ169 CLAN



EJ138 BLACK



EJ004 GLASS



EJ197 LOSSIE



EJ189 RONAY



EJ105 DOLPHIN



EJ191 SHETLAND



EJ015 CARRON



EJ173 AUSTEN



EJ190 HILLSWICK



EJ011 WALTEN



EJ186 FAIR ISLE



Bradbury

Screen 66
Band A

S120 RED



S119 BISCUIT



S129 GINGER



S118 RUBY



S125 BLACK



S104 MIDNIGHT



S102 SEA BLUE



S148 CHARCOAL



S127 MOONSTONE



S121 SKY BLUE



S151 CLARET



S150 SMOKE GREY



Camira

Sonus
Band B

FHR02 VOICE

FHR06 AUDIO

FHU10 CHIME



FHR03 BEAT



FHU08 VOCAL



FHU04 MUSIC



FHR05 AMP



Camira
L2
Band B

AL027 VERTEX



Camira
Lucia
Band B

YB094 SLIP



AL028 RADIUS



AL021 HELIX



AL023 SIGMA



YB105 BELIZE



YB019 PASEO




AL005 ALGEBRA



AL025 CUBOID



AL022 ROTATION



YB009 HAVANA



YB046 SOMBRERO



AL006 VALUE



AL019 POSITIVE



AL015 DIVIDE



YB086 RUM




YB108 BLIZZARD



AL013 SUBTRACT



AL024 SYMMETRY



LTH46 DAYDREAM



LTH64 DAINTY



LTH67 WISH

Camira
Blazer Lite
Band C



LTH47 LOVE



LTH63 HARMONY



LTH53 TENDER



LTH65 PASTEL



LTH70 SOLACE



LTH56 BUDDAH



LTH62 CUDDLE



LTH44 MOOD

Accessories

Enhance your office furniture with our range of high quality accessories which will add the finishing touches to any office environment. With smart solutions designed to customise your work place to your needs and for powering and getting data to your workstations whilst leaving them free from trailing cables, we have everything you need to promote a more organised work space.

Monitor arms provide the ideal solution for additional desktop space while creating the perfect position for each individual user. Our CPU holders are a useful addition to any workspace leaving your workstation or desk uncluttered. Cable management systems prevent cluttered cables and trip hazards on the floor and our range of coat and umbrella stands are handy for storing personal items.



Accessories Monitor arms & CPU Holders

Single Monitor Arms

CODE	DESCRIPTION	RRP
DSMARM-S	Single Arm Silver	£92.00
DSMARM-WH	Single Arm White	£92.00

Pole Mounted Height Adjustable Monitor Arm for single screen with quick release height adjustment and detachable VESA plate, available in silver or white.

- Fixing clamp or through desk fixing
- Cable managed
- One touch height adjustment
- Quick release VESA plate
- Screen weight capacity 12.5kg




Twin Monitor Arms

CODE	DESCRIPTION	RRP
DDMARM-S	Twin Arm Silver	£143.00
DDMARM-WH	Twin Arm White	£143.00

Pole Mounted Height Adjustable Monitor Arm for twin screen with quick release height adjustment and detachable VESA plate, available in silver or white.

- Fixing clamp or through desk fixing
- Cable managed
- One touch height adjustment
- Quick release VESA plate
- Screen weight capacity 2 x 10kg



Gas Lift Monitor Arms

CODE	DESCRIPTION	RRP
DSLIMARM-S	Single Arm Silver	£184.00
DSLIMARM-WH	Single Arm White	£184.00

Slimline Gas Lift Single Monitor Arm, available in silver & white.

- Above desk fixing clamp
- Slim design
- Complete cable management
- Easy tension adjustment
- Gas lift
- Screen weight capacity 9kg



CPU Holder

CODE	DESCRIPTION	RRP
DLCPU-S	Silver	£60.00
DLCPU-WH	White	£60.00

Large CPU Holder for fixing to desk top, adjustable in width 80 - 220mm and height 300 - 530mm available in silver & white.

- Desktop fixing
- Easy adjustment



Accessories Optional Handles

Optional handles

CODE	DESCRIPTION	RRP
CH	Bow handle	£8.00
PD	Polka Dot handle	£8.00
CTR	Square handle	£8.00
BH	Tubular handle	£8.00

All handles have the same fixings and can be used to replace existing handles to change the look of the office. 96mm hole centres.

CH Handles supplied as standard on all cupboards excluding home office ranges.



CH Handle Standard



PD Handle



CTR Handle



BH Handle

Cable Management Tray

CODE	DESCRIPTION	RRP
WB0800-S	Width: 800mm	£50.00
WB1000-S	Width: 1000mm	£55.00
WB1200-S	Width: 1200mm	£60.00
WB1400-S	Width: 1400mm	£62.00

- Drop down cable management tray
- Wire cable tray drops to expose cables
- Fitted with plastic end covers
- Silver finish

Note: Specify sizes shorter than desk size eg: 1600 desk use **WB1400-S**



Cable Spines

CODE	DESCRIPTION	RRP
ROSP-GR	Grey 760mm long	£40.00
ROSP-BL	Black 760mm long	£40.00
ROSP-OP	Opaque 760mm long	£40.00

Simple attractive solution to carry cables from floor to desk. Unique rotating desk fixing, attractive oval shaped segments. Large weighted base for extra stability. Segregated cable spine 760mm length. Complete with fixing screws.

Available in Grey, Black or Opaque.



Accessories Cable Management & Power Management

Under Desk Power Modules

CODE	DESCRIPTION	RRP
PMK205-E	2 UK Sockets	£36.00
PMK405-E	4 UK Sockets	£40.00

All power modules supplied feature a unique spare fuse incorporated into each and every socket.



Under Desk Data Modules

CODE	DESCRIPTION	RRP
PMK-DH-2-3	2 x RJ45 Cat5e 3m	£73.00
PMK-DH-4-3	4 x RJ45 Cat5e 3m	£84.00

Data Modules come complete with 3m leads. Modules can also be connected directly to Under Desk Power Modules.



Mains Starter and Connector Leads

CODE	DESCRIPTION	RRP
ML3M-B	Mains Lead	£30.00
DCL15M-B	1.5m Connector Lead	£25.00
CL3M-B	3m Connector Lead	£29.00

Mains Leads with UK 3 pin plug to 3 pole connector.

Connector Leads, male 3 pole connector to Female 3 pole connector.



Desktop Power & Data Modules

CODE	DESCRIPTION	RRP
DTK2PINF/1S	2 x UK	£44.00
DTK2PINF/1S/2D	2 x UK, 2 x RJ45	£48.00
DTK4PINF/1S	4 x UK	£63.00
DTK4PINF/1S/2D	4 x UK, 2 x RJ45	£68.00

Standard colour black/silver
grey/silver and white/silver available on request

All power modules feature a unique spare fuse incorporated into each and every socket. Desk top modules feature a unique multi-position fixing bracket.

All with 1 x Neon switch, individually fused UK sockets.



Add Main Starter or Connector lead as required
Not supplied with any leads

Through Desk Aero Flip Modules

CODE	DESCRIPTION	RRP
APD2PINF/1S	2 x UK	£87.00
APD2PINF/1S/2D	2 x UK, 2 x RJ45	£106.00

Standard colour grey/silver
white/silver available on request

Aero flip modules - distinctive low profile, modules can be configured with power and data options.



Accessories Coat & Umbrella Stands





x12


x4

PMCLAS2

- 12 coat hooks
- With umbrella stand & drip tray
- Silver stand
- Wooden fittings
- Width 360mm, height 1840mm




x8


x8

PMCLEON2

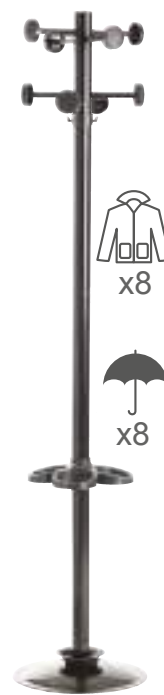
- 8 coat hooks
- With umbrella stand & drip tray
- Black stand
- Width 360mm, height 1780mm




x4

PMFEST2

- 4 coat hooks
- Silver stand
- Wooden fittings
- Width 360mm, height 1800mm




x8


x8

PMSTAN3N2

- 8 coat hooks
- With umbrella stand & drip tray
- Black stand
- Width 360mm, height 1780mm

Coat & Umbrella Stands

CODE	DESCRIPTION	RRP
PMCLAS2	12 hooks 1840 high	£72.00
PMCLEON2	8 hooks 1780 high	£60.00
PMFEST2	4 hooks 1800 high	£72.00
PMSTAN3N2	8 hooks 1780 high	£48.00

.....

Reception Desks

You only get one chance to make a good first impression with clients and visitors, so having a high quality front office reception desk is essential and will add a contemporary presence to any reception area. Ensure the first point of call for your workplace features modern furnishings and accessories with a reception desk that will reinvigorate your entrance area and reflect your business.

Our modern reception solutions have got the wow factor. Welcome is a stunning, angular design in white which also allows for a company name to be added and remote control lighting to match your corporate identity. Denver is a flexible modular unit that can be arranged in a variety of configurations with the desk and hutch units to create a commanding reception feature.



Welcome

Reception desks



Details & Features



Desks

Reception unit shrouds an existing desk or can be bought with an Adapt or Maestro 25 white frame desk.



Company name

Add your own graphics to the front, including vinyls, acrylic lettering and much more.



D-end

This optional extension adds to the reception unit to give greater access and additional desk workspace.



Lighting

Add this remote control lighting and cycle through the colour spectrum or simply select a colour to match your corporate identity.

Finish Options

Colours available in beech/white, white/white and walnut/white. Please add suffix when ordering eg. **WD246** in beech/white = **WD246BW**



BEECH/WHITE
B



WHITE/WHITE
WH



WALNUT/WHITE
W



Welcome Reception desks

Reception with Maestro 25 WL Cantilever Straight Desk

CODE	A	B	RRP
WD2514	1462	890	£420.00
WD2516	1662	890	£463.00

- Reception unit with Maestro 25 desk
- 25mm melamine
- Choice of colours
- White desk modesty panel



Reception with Adapt Single Desk

CODE	A	B	RRP
WDAD14	1462	890	£504.00
WDAD16	1662	890	£547.00

- Reception unit with Adapt desk
- 25mm melamine
- Choice of colours
- White desk modesty panel



D-end extension

CODE	Width	Depth	RRP
WDET	1000	888	£127.00

- Extension unit
- 25mm thick top
- Silver steel support leg
- Universal left or right hand



Lighting

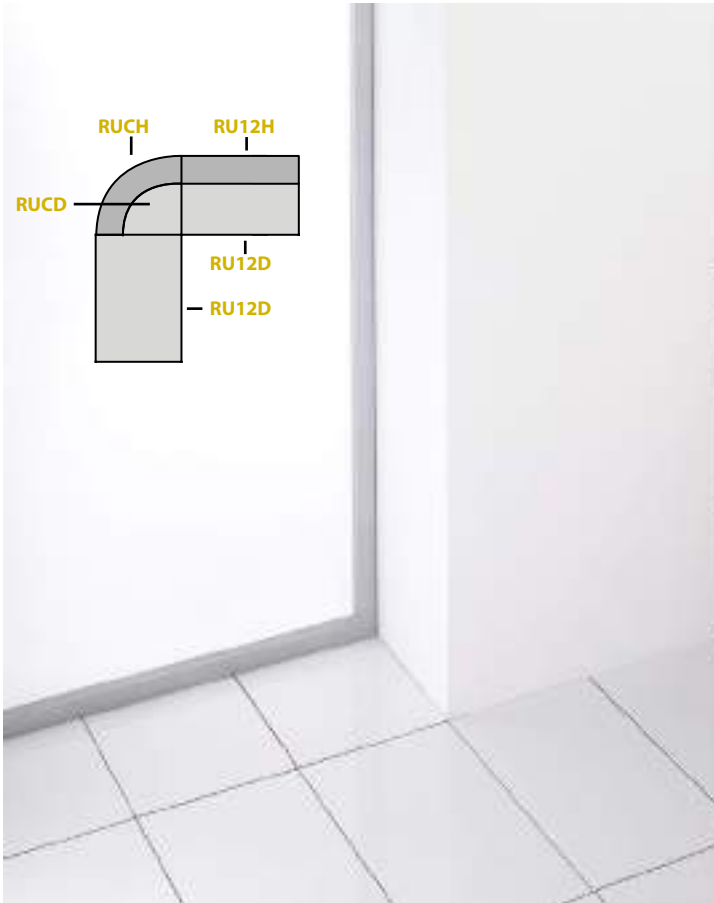
CODE	Width	Depth	RRP
WDLIGHT	-	-	£265.00

- LED light strip
- Mains powered
- Set colour or colour display modes
- Remote control
- Can be retro fitted
- Enhances signage



Denver Receptions

Modular reception units



Details & Features



Modular design

The modular design allows a wide variety of reception configurations to be created



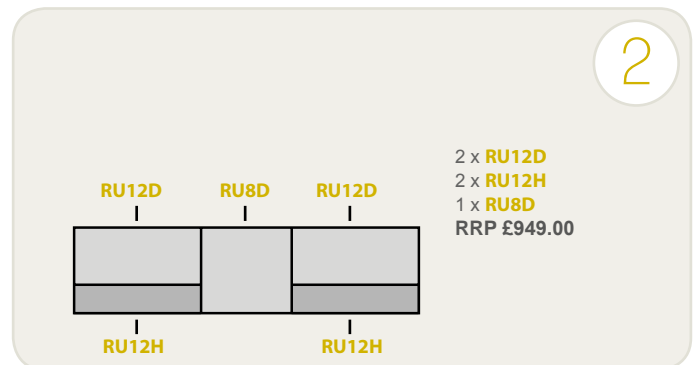
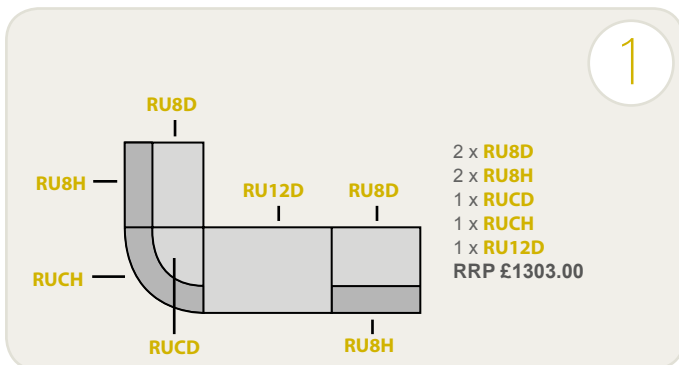
Cable management

Cables are managed from the hutch to the desk tops



Reception unit

Create a commanding reception feature that will make a good first impression with clients and visitors.



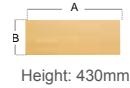
Denver Receptions Modular reception units

Modular Straight Hutch Unit

CODE	A	B	RRP
RU8H	800	350	£124.00
RU12H	1200	350	£134.00



- 25mm melamine
- 2mm robust ABS edging
- Fits to base unit
- Cable access ports align with desktop units

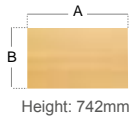


Modular Straight Base Unit

CODE	A	B	RRP
RU8D	800	800	£196.00
RU12D	1200	800	£244.00



- 25mm melamine
- 2mm robust ABS edging
- Simple cam and pin construction
- Height levelling feet
- Cable access ports align with hutch units

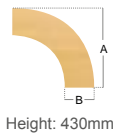


Modular Corner Hutch Unit

CODE	A	B	RRP
RUCH	800	350	£174.00



- 25mm melamine
- 2mm robust ABS edging
- Sits on base unit
- Can connect to straight hutch
- Supplied fully built

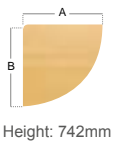


Modular Corner Base Unit

CODE	A	B	RRP
RUCD	800	800	£248.00



- 25mm melamine
- 2mm robust ABS edging
- Simple cam and pin construction
- Supplied fully built
- Height levelling feet



3

1 x RU8D
1 x RU8H
1 x RUCD
1 x RUCH
1 x RU12D
1 x RU12H
RRP £1117.00

4

2 x RU12D
2 x RU12H
2 x RUCH
2 x RUCD
1 x RU8D
1 x RU8H
RRP £1915.00

Tables

Simply designed to ensure core functionality, our range of table solutions are suitable for a wide range of applications to cater for all of your office needs. Our versatile tables are available in a variety of shapes, sizes and finishes to suit any office setting and provide a great platform for all styles of meetings, from boardroom brainstorm, to team get-togethers and breakout banter and conversations.

Beautifully designed and aesthetically pleasing, our boardroom tables present your company in the best possible way and make a bold visual statement in any office landscape. Meeting room tables offer the ability to quickly and easily configure a room to meet the demands of any user group. Café and dining tables are simple yet elegant and offer a contemporary layer of style to any office breakout room or café area.





Boardroom tables

Arrow head leg



Overview

Traditional styled boardroom tables offer the perfect solution to meeting rooms. Select from individual boardroom tables or configure your own specification. Available in a choice of five colour finishes

Features & Benefits

- 25mm melamine desk top available in a choice of finishes
- ABS edging impact resistant
- Adjustable foot leveller
- Additional modular extensions enable a variety of configurations

Finish Options


Colours available in beech, maple, oak, white and walnut. Please add suffix when ordering eg. **EB18** in beech = **EB18B**



Boardroom tables Arrow head leg

Rectangular Boardroom Table

CODE	A	B	RRP
EB18	1800	1000	£323.00
EB20	2000	1000	£345.00



Height: 725mm

• Boardroom table with 25mm top



Radial Boardroom Table

CODE	A	B	RRP
ERB24	2400	800-1300	£460.00




Height: 725mm

• Boardroom table with 25mm top



Radial End Boardroom Table

CODE	A	B	RRP
EB24	2400	1000	£442.00



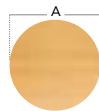

Height: 725mm

• Boardroom table with 25mm top



Circular Meeting Table

CODE	A	RRP
RT12	1200	£184.00



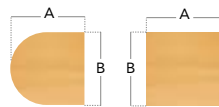
Height: 725mm

• Meeting table with 25mm top
• Free standing with cruciform legs.



Extension Table

CODE	A	B	RRP
EB10D	1000	1000	£184.00
EB10	1000	1000	£166.00



Height: 725mm

• Boardroom extension table
• 25mm top

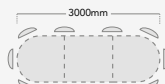


Sample Configurations

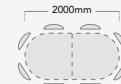
Colours available in Beech, Maple, Oak, White or Walnut.
Please add suffix when ordering eg: **EB18** in Beech = **EB18B**



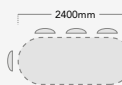
1 x **EB18**
Seats 8 people
£323.00 RRP



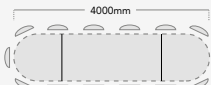
2 x **EB10D**, 1 x **EB10**
Seats 10 people
£534.00 RRP



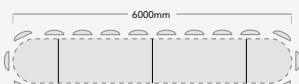
2 x **EB10D**
Seats 8 people
£368.00 RRP



1 x **EB24**
Seats 8-10 people
£442.00 RRP



2 x **EB10D**, 1 x **EB20**
Seats 12-14 people
£713.00 RRP



2 x **EB10D**, 2 x **EB20**
Seats 18-20 people
£1058.00 RRP



1 x **RT12**
Seats 4 people
£184.00 RRP

Boardroom tables

Trumpet base



Overview

A modern solution for any boardroom this range of tables uses silver finished steel trumpet bases. Select from individual boardroom tables or configure your own specification. Available in a choice of five colour finishes.

Features & Benefits

- 25mm melamine top available in a choice of finishes
- ABS edging impact resistant
- Steel trumpet base
- Weighted base for stability
- Silver RAL 9006 legs

Finish Options


Colours available in beech, maple, oak, white and walnut. Please add suffix when ordering eg. **TB18** in beech = **TB18B**



Boardroom tables Trumpet base

Rectangular Boardroom Table

CODE	A	B	RRP
TB18	1800	1000	£437.00
TB20	2000	1000	£460.00




Height: 725mm

- Boardroom table with 25mm top
- Silver trumpet base



Radial End Boardroom Table

CODE	A	B	RRP
TB24	2400	1000	£598.00



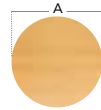

Height: 725mm

- Boardroom table with 25mm top
- Silver trumpet base



Circular Boardroom Table

CODE	A	RRP
TB10C	1000	£286.00
TB12C	1200	£313.00



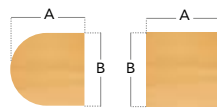

Height: 725mm

- Boardroom table with 25mm top
- Silver trumpet base



Extension Table

CODE	A	B	RRP
TB10D	1000	1000	£245.00
TB10	1000	1000	£227.00



Height: 725mm

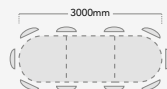
- Boardroom table with 25mm top
- Silver trumpet base



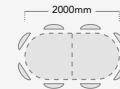
Sample Configurations



1 x TB18
Seats 8 people
£437.00 RRP



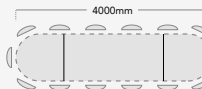
2 x TB10D, 1 x TB10
Seats 10 people
£716.00 RRP



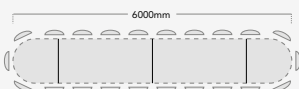
2 x TB10D
Seats 8 people
£490.00 RRP



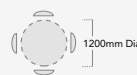
1 x TB24
Seats 8-10 people
£598.00 RRP



2 x TB10D, 1 x TB20
Seats 12-14 people
£950.00 RRP



2 x TB10D, 2 x TB20
Seats 18-20 people
£1410.00 RRP



1 x TB12C
Seats 4 people
£313.00 RRP

Boardroom tables

Bench



Overview

A contemporary design of boardroom tables with choice of square tables or rectangular tables with two depths 1200mm and 1600mm. Select from individual boardroom tables or configure your own specification. Available in a choice of three colour finishes.

Features & Benefits

- 25mm melamine tops available in a choice of colours
- Impact resistant ABS edging
- Steel leg frame
- Choice of frame finishes in silver or white
- Multiple configurations

Finish Options

Colours available - Silver or white frames with beech, white or walnut tops. Add suffix when ordering eg. **EBT1212** with white frame and beech top = **EBT1212-WH-B**



BEECH(B)



WHITE(WH)



WALNUT(W)



Boardroom tables Bench

Square Boardroom Table

CODE	A	B	RRP
EBT1212	1200	1200	£460.00
EBT1616	1600	1600	£552.00



• Boardroom table with 25mm top



Rectangular Boardroom Table

CODE	A	B	RRP
EBT1612	1600	1200	£507.00
EBT2412	2400	1200	£745.00
EBT3212	3200	1200	£846.00
EBT2416	2400	1600	£804.00
EBT3216	3200	1600	£938.00



• Boardroom table with 25mm top



Starter Units

CODE	A	B	RRP
EBT1212-SB	1200	1200	£460.00
EBT1216-SB	1200	1600	£507.00
EBT1612-SB	1600	1200	£507.00
EBT1616-SB	1600	1600	£552.00



• Boardroom table with 25mm top



Add On units

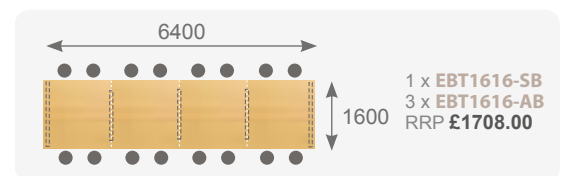
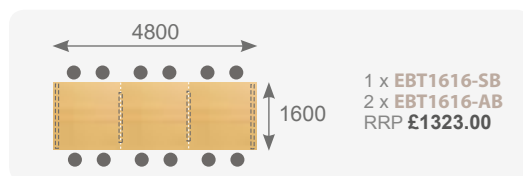
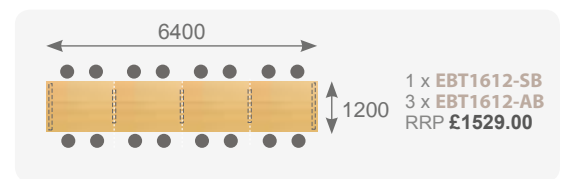
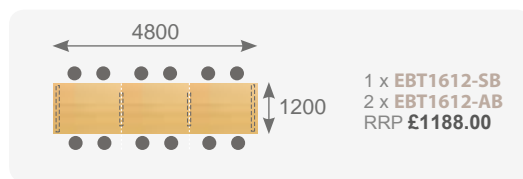

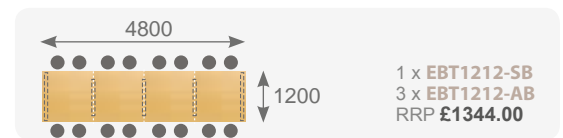
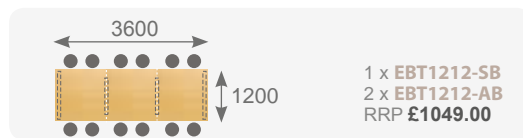
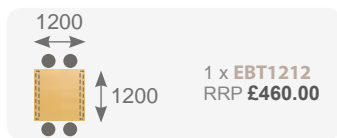
CODE	A	B	RRP
EBT1212-AB	1200	1200	£295.00
EBT1216-AB	1200	1600	£341.00
EBT1612-AB	1600	1200	£341.00
EBT1616-AB	1600	1600	£386.00



• Boardroom table with 25mm top



Sample Configurations



Meeting room tables

Flexi tables, economy - Graphite & silver leg



Traditional design



Spiral stacking

Features & Benefits

- 18mm melamine scratch resistant tops
- Available in three shapes
- Impact resistant, rigid plastic ABS edging
- Edging matches the melamine board
- 16 gauge steel frame and legs
- Powder coated graphite grey or silver finish
- Spiral stacked for easier storage
- Foot leveller

Finish Options

Colours available in beech, oak and maple only. Graphite or silver frame. Please add suffix when ordering eg: **FLXG8** in beech = **FLXG8B**



BEECH(B)



MAPLE(M)




OAK(O)



Meeting room tables Flexi tables, economy - Graphite & silver leg


Rectangular Flexi-Table with Graphite Frame

CODE	A	B	RRP
FLXG8	800	800	£83.00
FLXG12	1200	800	£92.00
FLXG14	1400	800	£99.00
FLXG16	1600	800	£104.00
FLXG18	1800	800	£121.00



Rectangular Flexi-Table with Silver Frame

CODE	A	B	RRP
FLXS8	800	800	£83.00
FLXS12	1200	800	£92.00
FLXS14	1400	800	£99.00
FLXS16	1600	800	£104.00
FLXS18	1800	800	£121.00



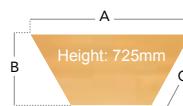
Trapezoidal Flexi-Table with Graphite Frame

CODE	A	B	C	RRP
FLXGT	1600	694	800	£184.00



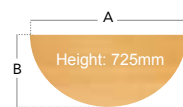
Trapezoidal Flexi-Table with Silver Frame

CODE	A	B	C	RRP
FLXST	1600	694	800	£184.00



Semi Circular Flexi-Table with Graphite Frame

CODE	A	B	RRP
FLXGS	1600	800	£184.00




Semi Circular Flexi-Table with Silver Frame

CODE	A	B	RRP
FLXSS	1600	800	£184.00




Sample Configurations



Graphite
2 x FLXG16
6 x FLXGT
RRP **£1312.00**

Silver
2 x FLXS16
6 x FLXST
RRP **£1312.00**




Graphite
6 x FLXGT
RRP **£1104.00**

Silver
6 x FLXST
RRP **£1104.00**



Graphite
2 x FLXG16
3 x FLXGT
RRP **£760.00**

Silver
2 x FLXS16
3 x FLXST
RRP **£760.00**



Graphite
2 x FLXGS
2 x FLXG16
RRP **£576.00**

Silver
2 x FLXSS
2 x FLXS16
RRP **£576.00**



Graphite
2 x FLXGS
RRP **£368.00**

Silver
2 x FLXSS
RRP **£368.00**



Graphite
3 x FLXGT
RRP **£552.00**

Silver
3 x FLXST
RRP **£552.00**

Meeting room tables

Deluxe - Folding leg



Folded



Open

Features & Benefits

- 25mm melamine desk top
- Available in a choice of three styles
- Impact resistant, rigid plastic ABS edging
- Edging matches the melamine board
- 16 gauge tubular steel chrome legs
- Height levelling feet
- Folding frame for easy storage and handling.

Finish Options

Colours available in beech, maple, oak, white and walnut. Please add suffix when ordering eg. F1 in beech = F1B



BEECH(B)



MAPLE(M)



OAK(O)



WHITE(WH)



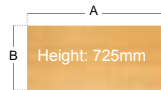
WALNUT(W)



Meeting room tables Deluxe - Folding leg


Rectangular Folding Flexi-Table

CODE	A	B	RRP
F1	1800	800	£285.00
F2	1600	800	£252.00
F3	1300	800	£236.00




Trapezoidal Folding Flexi-Table

CODE	A	B	C	RRP
F4	1600	694	800	£284.00

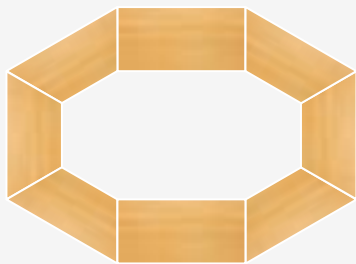


Semi Circular Folding Flexi-Table

CODE	A	B	RRP
F5	1600	800	£284.00



Sample Configurations




2 x F2
6 x F4
RRP **£2208.00**



6 x F4
RRP **£1136.00**



2 x F2
3 x F4
RRP **£1356.00**



2 x F2
2 x F5
RRP **£1072.00**



2 x F5
RRP **£568.00**



3 x F4
RRP **£852.00**

Meeting room tables

Deluxe - Radial leg



Features & Benefits

- 25mm melamine desk tops
- Available in a choice of three styles
- Impact resistant, rigid plastic ABS edging
- Edging matching the melamine board
- 60mm diameter chrome legs
- Height levelling feet

Radial leg

Finish Options

Colours available in beech, maple, oak, white and walnut. Please add suffix when ordering eg. **CF1** in beech = **CF1B**



BEECH(B)



MAPLE(M)



OAK(O)



WHITE(WH)



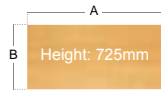
WALNUT(W)



Meeting room tables Deluxe - Radial leg


Rectangular Chrome Leg Flexi-Table

CODE	A	B	RRP
CF1	1800	800	£224.00
CF2	1600	800	£192.00
CF3	1300	800	£174.00
CF7	800	800	£165.00



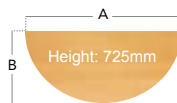

Trapezoidal Chrome Leg Flexi-Table

CODE	A	B	C	RRP
CF4	1600	694	800	£224.00

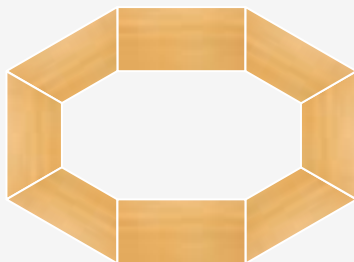


Semi Circular Chrome Leg Flexi-Table


CODE	A	B	RRP
CF5	1600	800	£224.00



Sample Configurations



2 x CF2
6 x CF4
RRP **£1728.00**




6 x CF4
RRP **£1344.00**



2 x CF2
3 x CF4
RRP **£1056.00**



2 x CF2
2 x CF5
RRP **£832.00**



2 x CF5
RRP **£448.00**



3 x CF4
RRP **£672.00**

Meeting room tables

Fliptop



Open



Folded

Features & Benefits

- 25mm melamine tops
- Scratch resistant tops
- Available in a variety of shapes and finishes
- ABS edging
- Flip top to manoeuvre between tight spaces
- Tops nest together for more compact storage
- Mobile to allow quick easy configuration
- Lockable castors
- Silver RAL 9006 leg frames

Finish Options

Colours available in beech, maple, oak, white and walnut. Please add suffix when ordering eg. **FLIP13** in beech = **FLIP13B**



BEECH(B)



MAPLE(M)



OAK(O)



WHITE(WH)



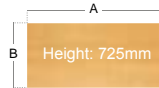

WALNUT(W)



Meeting room tables **Fliptop**

Straight Fliptop Table

CODE	A	B	RRP
FLIP13	1300	800	£405.00
FLIP16	1600	800	£428.00




- Suitable for conference / meeting rooms
- Fold away option for easy storage
- Modular - for multiple configurations



Trapezoidal Fliptop Table

CODE	A	B	C	RRP
FLIPT	1600	694	800	£448.00

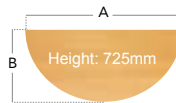



- Suitable for conference / meeting rooms
- Fold away option for easy storage
- Modular - for multiple configurations



Semi Circular Fliptop Table

CODE	A	B	RRP
FLIPR	1600	800	£448.00



- Suitable for conference / meeting rooms
- Fold away option for easy storage
- Modular - for multiple configurations



Linking Device


CODE	DESCRIPTION	RRP
TVLOCK	Linking device	£22.00

Finish: Black


- Table top linking mechanism
- Easy fit quick release device
- We recommend using the linking device when creating configurations to ensure table tops are level



Sample Configurations



2 x FLIP13
6 x FLIPT
RRP **£3498.00**




6 x FLIPT
RRP **£2688.00**



2 x FLIP13
3 x FLIPT
RRP **£2154.00**



2 x FLIP13
2 x FLIPR
RRP **£1706.00**



2 x FLIPR
RRP **£896.00**



3 x FLIPT
RRP **£1344.00**

Café & dining tables

Multi-function tables



Overview

Dining tables are simple yet elegant and offer a contemporary layer of style to any office breakout room or café area. Available with circular, square or rectangular tops in various sizes, you can also select from a wide range of base designs, edge finishes and wood finishes.

Features & Benefits

- Melamine table tops
- Stackable for easy storage
- Chrome leg designs
- Square, rectangular and round table tops
- Indoor and outdoor use
- Lightweight with rubber or adjustable feet

Tables Options



Nantas



Nice



Turin



Verona



Pisa



Roma

Café & dining tables

Nantas stacking square table

CODE	DESCRIPTION	W	D	H	RRP
N7BT	Square table	700	700	750	£153.00



Square dining / meeting table with chrome leg design. Stackable for storage.

- 25mm melamine table tops
- Aluminium frame
- Light weight
- Stackable
- Rubber feet

Please add suffix when ordering eg. **N7BT** in beech = **N7BTB**



Nice stacking round table

CODE	DESCRIPTION	Dia.	H	RRP
N6BT	Round table	600	750	£148.00



Round dining / meeting table with chrome leg design. 600 diameter tops will spiral stack.

- Radial table
- 25mm melamine table tops
- Aluminium frame
- Light weight
- Stackable
- Rubber feet

Please add suffix when ordering eg. **N6BT** in beech = **N6BTB**



Turin round meeting leisure tables

CODE	DESCRIPTION	Dia.	H	RRP
CF10	Round table	1000	725	£211.00
CF12	Round table	1200	725	£225.00



Round dining / meeting aluminium tables with chrome leg design.

- 25mm melamine table tops
- 60mm diameter chrome leg frame

Please add suffix when ordering eg. **CF10** in beech = **CF10B**



Verona folding leg tables

CODE	DESCRIPTION	W	D	H	RRP
FT430	Rectangular table	1228	746	725	£124.00
FT630	Rectangular table	1524	746	725	£153.00



18mm top, 22mm diameter tubular legs, spring clip mechanism that locks the leg in place when unfolded.

- 18mm melamine table tops
- Folding frame mechanism

Please add suffix when ordering eg. **FT430** in beech = **FT430B**



Spring clip locking mechanism.
Folding feature for easy storage.



Café & dining tables Pisa

Square top with round base

CODE	DESCRIPTION	W	D	H	RRP
B7DHC	Square tables	700	700	725	£210.00



Please add suffix when ordering eg. **B7DHC** in beech = **B7DHCB**

Square dining / meeting aluminium tables with chrome leg design
Available in beech (B), walnut (W) and white (WH)

- 25mm melamine table top
- Chrome frame
- Chrome base



Rectangular top with round base

CODE	DESCRIPTION	W	D	H	RRP
B13DHC	Rectangular table	1300	800	725	£309.00
B16DHC	Rectangular table	1600	800	725	£333.00



Please add suffix when ordering eg. **B13DHC** in Beech = **B13DHCB**

Square dining / meeting aluminium tables with chrome leg design
Available in beech (B), walnut (W) and white (WH)

- 25mm melamine table top
- Double Chrome base



Round top with round base

CODE	DESCRIPTION	Dia.	H	RRP
B6DHC	Round table	600	725	£181.00
B8DHC	Round table	800	725	£191.00



Please add suffix when ordering eg. **B6DHC** in beech = **B6DHCB**

Square dining / meeting aluminium tables with chrome leg design
Available in beech (B), walnut (W) and white (WH)

- 25mm melamine table top
- Chrome base
- Chrome frame



Round poseur table with round base

CODE	DESCRIPTION	Dia.	H	RRP
DPT6C	Round poseur table	600	1110	£218.00
DPT8C	Round poseur table	800	1110	£233.00



Please add suffix when ordering eg. **DPT6C** in beech = **DPT6CB**

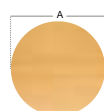
Square dining / meeting aluminium tables with chrome leg design
Available in beech (B), walnut (W) and white (WH)

- 25mm melamine table top
- 1110 high
- Chrome frame



Reception Coffee Tables

CODE	A=DIAMETER	RRP
COF6	600	£167.00
COF8	800	£184.00



Height: 490mm


- Chrome trumpet base
- 25mm tops



Café & dining tables Roma

Square top with 4 leg base

CODE	DESCRIPTION	W	D	H	RRP
R7BT	Square table	700	700	750	£181.00



Please add suffix when ordering eg. R7BT in beech = R7BTB

Square dining / meeting aluminium tables with chrome leg design
Available in beech (B), walnut (W) and white (WH)

- 25mm melamine table top
- Aluminium frame
- Aluminium base
- Adjustable feet



Rectangular top with 4 leg base

CODE	DESCRIPTION	W	D	H	RRP
R13BT	Rectangular table	1300	800	750	£200.00
R16BT	Rectangular table	1600	800	750	£214.00



Please add suffix when ordering eg. R13BT in beech = R13BTB

Square dining / meeting aluminium tables with chrome leg design
Available in beech (B), walnut (W) and white (WH)

- 25mm melamine table top
- Aluminium frame
- Double uprights
- Adjustable feet



Round top with 4 leg base

CODE	DESCRIPTION	Dia.	H	RRP
R6BT	Round table	600	750	£176.00
R8BT	Round table	800	750	£187.00



Please add suffix when ordering eg. R6BT in beech = R6BTB

Square dining / meeting aluminium tables with chrome leg design
Available in beech (B), walnut (W) and white (WH)

- 25mm melamine table top
- Aluminium frame
- Aluminium base
- Adjustable feet



Round poseur table with 4 leg base

CODE	DESCRIPTION	Dia.	H	RRP
R6PT	Round poseur table	600	1110	£191.00
R8PT	Round poseur table	800	1110	£206.00



Please add suffix when ordering eg. R6PT in beech = R6PTB

Square dining / meeting aluminium tables with chrome leg design
Available in beech (B), walnut (W) and white (WH)

- 25mm melamine table top
- Aluminium frame
- Aluminium base
- Adjustable feet




Reception Coffee Tables

CODE	A	B	RRP
COF7	700	700	£180.00
COF13	1300	800	£294.00
COF16	1600	800	£328.00



- Chrome trumpet base
- 25mm tops
- COF13 & 16 supplied with 2 chrome trumpet bases



Home Office

Creating a special place at home where people can work, study, think, do homework or just stay on top of paperwork is important for everyone, from the budding entrepreneur to the full time student. Whether you are after a simple desk solution for a laptop and files, or a grand home office package complete with desk, bookcase and storage options, we have the right products to help get the work area ready.

Our collection of modular office furniture and stand-alone workstations add a professional touch to any home office setup and make a stylish design statement. Boasting clever, space-saving solutions with on-trend colours and materials, our home office furniture is designed to maximise the space in any room, so you can keep all your important documents and stationery close to hand and manage your empire from home.





Luxor

Small Office - Home Office



Features & benefits

- High gloss white contemporary workstation
- 40mm thick desktop with curvaceous edges
- 40mm thick sleek panel-end leg design
- Integrated full-length drawer on metal runners
- High gloss back modesty panel allows the workstation to be placed in the middle of the room
- Floor levellers to aid uneven floors

CODE	Width	Depth	Height	RRP
LUXWS-KW	1100	590	780	£196.00

Amazon

Small Office - Home Office



Features & benefits

- Traditional oak effect desk
- Compact design
- 25mm thick top and sides
- Integrated cupboard / drawer unit to house CPU or peripherals
- Inset panel-end leg design with chunky square legs
- Chrome handles for increased style

CODE	Width	Depth	Height	RRP
AMAWS	1200	600	760	£196.00



Details & Features



Small office

Excellent choice for your small office. Straight or ergonomic desks in a variety of sizes to meet your needs.



Storage

Choice of pedestals, filing cabinets, bookcases, cupboards and combination units.

- 25mm thick desktops
- Cantilever leg design
- Traditional leg design
- Perfect for home office or teen's room
- Storage supplied flat pack
- Manufactured in the UK

Finish Options

Colours available in beech and blonde oak. Please add suffix when ordering eg. **UB1180** in beech = **UB1180B**



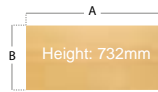
Urban Small office / Home office

Urban Straight Desk

CODE	A	B	RRP
UB1180	1180	680	£134.00
UB1380	1380	680	£148.00



- Cantilever leg design
- Adjustable floor levers
- Rear modesty panel



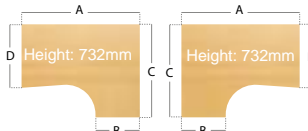
Urban Left/Right Hand Ergonomic Desk

CODE	DESCRIPTION	RRP
UB1380L	Left hand ergonomic	£176.00
UB1380R	Right hand ergonomic	£176.00



A: 1380mm B: 600mm
C: 900mm D: 680mm

- Cantilever leg design
- Adjustable floor levers
- Rear modesty panel
- Left and right hand versions available

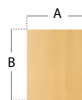


Urban Mobile

CODE	A	B	H	RRP
HOP2	410	600	600	£144.00
HOP3	410	600	600	£144.00



- HOP2 has 1 file drawer for A4/Foolscap
- HOP3 has 3 shallow drawers
- Metal handles
- Metal runners
- Adjustable feet levers



Urban Desk High Pedestals

CODE	A	B	H	RRP
HO600P	410	600	732	£192.00
HO680P	410	680	732	£198.00




- 1 file drawer for A4/Foolscap
- Metal handles
- Metal runners
- Adjustable feet levers

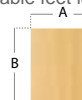


Urban Filing Cabinets

CODE	A	B	H	DRW	RRP
HOFC2	410	600	694	2 Drawer	£129.00
HOFC3	410	600	1008	3 Drawer	£148.00
HOFC4	410	600	1322	4 Drawer	£194.00




- 2, 3 or 4 drawers
- Accommodates A4 or foolscap files
- 4 drawer equipped with anti-tilt
- Metal runners
- Metal handles
- Adjustable feet levers




Urban Bookcases/ Cupboards

CODE	HEIGHT	DESCRIPTION	RRP
HOLBC	860	Low Bookcase	£92.00
HOMBC	1276	Med Bookcase	£107.00
HOTBC	1692	Tall Bookcase	£129.00
HOLC	860	Low Cupboard	£125.00
HOMC	1276	Med Cupboard	£144.00
HOTC	1692	Tall Cupboard	£180.00



- Shelves: Low=1, Med=2, Tall=3,
- Metal handles
- Silver effect feet




Urban Combination Units

CODE	H	DESCRIPTION	RRP
HOTOP	1692	Tall open top	£157.00
HOTCOM	1692	Tall glazed top	£304.00



- 3 shelves
- Metal handles
- Silver effect feet
- Glazed doors have silver painted frame
- Toughened safety glass





Details & Features



Small office

Excellent choice for your small office. Straight or ergonomic desks in a variety of sizes to meet your needs.



Storage

Choice of pedestals, filing cabinets, bookcases, cupboards and combination units.

- 25mm thick desktops
- Panel end leg design
- Traditional and functional design
- Perfect for home office or teen's room
- Storage supplied flat pack
- Manufactured in the UK

Finish Options

Colours available in beech and blonde oak. Please add suffix when ordering eg. **EC1180** in beech = **EC1180B**

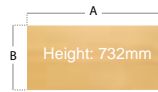


Eco Panel End Straight Desk

CODE	A	B	RRP
EC1180	1180	680	£124.00
EC1380	1380	680	£133.00



- Panel end leg design
- Adjustable floor levellers
- Rear modesty panel



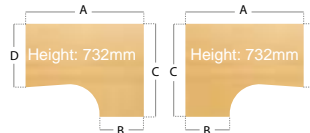
Eco Panel End Hand Ergonomic Desk

CODE	DESCRIPTION	RRP
EC1380L	Left hand ergonomic	£166.00
EC1380R	Right hand ergonomic	£166.00



A: 1380mm B: 600mm
C: 900mm D: 680mm

- Panel end leg design
- Adjustable floor levellers
- Rear modesty panel
- Left and right hand versions available



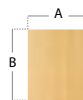
Right hand shown

Urban Mobile

CODE	A	B	H	RRP
HOP2	410	600	600	£144.00
HOP3	410	600	600	£144.00



- HOP2 has 1 file drawer for A4/Foolscap
- HOP3 has 3 shallow drawers
- Metal handles
- Metal runners
- Adjustable feet levellers



Urban Desk High Pedestals

CODE	A	B	H	RRP
HO600P	410	600	732	£192.00
HO680P	410	680	732	£198.00



- 1 file drawer for A4/Foolscap
- Metal handles
- Metal runners
- Adjustable feet levellers



Urban Filing Cabinets

CODE	A	B	H	DRW	RRP
HOF2	410	600	694	2 Drawer	£129.00
HOF3	410	600	1008	3 Drawer	£148.00
HOF4	410	600	1322	4 Drawer	£194.00




- 2, 3 or 4 drawers
- Accommodates A4 or foolscap files
- 4 drawer equipped with anti-tilt
- Metal runners
- Metal handles
- Adjustable feet levellers




Urban Bookcases/ Cupboards

CODE	HEIGHT	DESCRIPTION	RRP
HOLBC	860	Low Bookcase	£92.00
HOMBC	1276	Med Bookcase	£107.00
HOTBC	1692	Tall Bookcase	£129.00
HOLC	860	Low Cupboard	£125.00
HOMC	1276	Med Cupboard	£144.00
HOTC	1692	Tall Cupboard	£180.00



- Shelves: Low=1, Med=2, Tall=3,
- Metal handles
- Silver effect feet



A: 700mm
B: 388mm




Urban Combination Units

CODE	H	DESCRIPTION	RRP
HOTOP	1692	Tall open top	£157.00
HOTCOM	1692	Tall glazed top	£304.00



- 3 shelves
- Metal handles
- Silver effect feet
- Glazed doors have silver painted frame
- Toughened safety glass



A: 700mm
B: 388mm



Executive & managers seating

Company executives and managers are typically incredibly busy people that have to work at their desk for long periods, and good executive seating needs to provide support to the whole body to work with as little discomfort as possible, whilst at the same time playing an important role in the décor of the interior.

Our range of executive chairs are comfortable, dynamic, elegant and suitable for the modern professional with optional head rests, adjustable heights and arms to work in style and comfort. Matching visitor seating is available with a cantilever frame, giving the chairs a unique, classically designed look and a wonderfully light sitting feeling.



Limoges
page 194



Florence
page 195



Odessa
page 195



Bari
page 196



Indiana
page 197



Jensen
page 198



Palermo
page 198



Derby
page 199



Martinez
page 200



Catania
page 200



Noble
page 201



Tuscan
page 202



Somerset
page 203



Sanford
page 203



Merida
page 204



Nantes
page 205



King
page 205



Brompton
page 206



Hertford
page 206



Cavalier
page 207



Ascona
page 207



Leon
page 208



Tuscan
page 209



Lucca
page 210



Cavalier
page 211

Executive & managers seating



Limoges

Limoges has a modern, comfortable and fashionable look that also provides perfect support for the lower back and neck in all positions. The black leather faced executive chair complements the chrome detailing on the stylish arms and 5 star base to create a timeless, modern design that is set to make an impression.



Jensen

Jensen is a managers chair inspired by racing car seats and specially designed to be used when working at a desk for long periods of time. Supporting the natural S-curve of your back whilst holding the user in the chair for comfort, with the high back for additional head support, adjustable back and padded arm rests.



Lucca

Lucca is a fully upholstered chair which is ideal for manager's offices and front of house areas where design, style and function are a top priority. The adjustable lumbar, high back, moulded seat and back foam ensure comfort whilst the gun metal nylon base and arms present a modern design that adds a rich pop of colour to your work space.



Florence

Inspired by Italian design, Florence features black leather on all seating surfaces and a polished chrome base and arms which complement the leather nicely. Besides looking stunning, the Florence chair also has several ergonomic features including sculptured lumbar support and a deep padded seat and back for enhanced comfort working for long periods.



Limoges High back executive chair



NEW

Limoges has a modern, comfortable and fashionable look that also provides perfect support for the lower back and neck in all positions. The black leather faced executive chair complements the chrome detailing on the stylish arms and 5 star base to create a timeless, modern design that is set to make an impression.

- Leather faced executive chair and matching cantilever visitor chair
- Head rest and stylish chrome fixed arms with black trim
- Chrome 5 star base with easy glide castors
- Weight capacity 110kg
- Matching visitors chair page 272



LIM300T1 £435.00

Mechanism



Gas lift adjustment

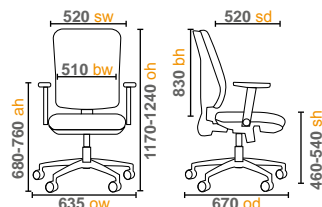


Weight tension control



Locking tilt lock

Dimensions



Finish



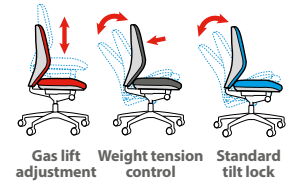
Black leather faced

Florence

High back executive chair

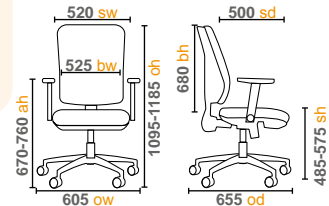


Mechanism



Gas lift adjustment Weight tension control Standard tilt lock

Dimensions



Finish



Black faux leather



FLO300T1 £323.00

Inspired by Italian design, Florence features black faux leather on all seating surfaces and a polished chrome base and arms which complement the leather nicely. Besides looking stunning, the Florence chair also has several ergonomic features including sculptured lumbar support and a deep padded seat and back for enhanced comfort working for long periods.

- Chrome 5 star base with easy glide castors
- Deep padded seat and back with upholstered arm rests
- Sculptured lumbar support for enhanced comfort
- Weight capacity 115kg

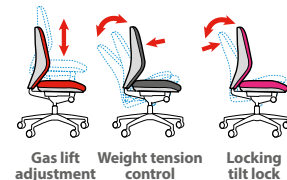


Odessa

High back executive chair

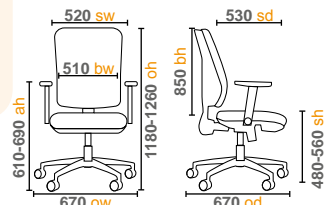


Mechanism



Gas lift adjustment Weight tension control Locking tilt lock

Dimensions



Finish



Black faux leather



NEW

With a high back and sleek modern design, the Odessa faux leather managers chair will help executives get the respect they deserve when conducting meetings or interviewing candidates. For some added flair, the chrome base of this managers chair has an attractive contrast to the well-padded black seat and adjustable arms.

- Double padded seat for enhanced comfort
- Head rest and adjustable padded arms
- Chrome 5 star base with twin wheel hooded castors
- Height adjustable arms
- Weight capacity 120kg



ODE300T1 £248.00

Bari Faux leather executive chair



NEW



BARI300T1 £258.00
High back

The Bari executive chair is perfect for adding a touch of style to your office or conference room. The contemporary black ribbed faux leather faced design has a high back that will add some much needed comfort to employees and visitors, with chrome arms and a chrome base that will always look sleek and stylish.

- Black faux leather executive chair and matching cantilever visitor chair
- Contemporary design with chrome 5 star base
- Gas height adjustable with users weight tension control
- Weight capacity 120kg
- Matching visitors chair page 273

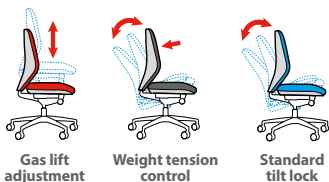


BARI300T1 £258.00
High back

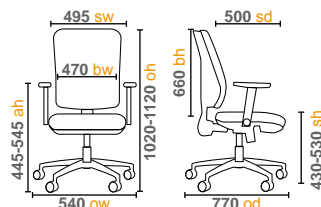


BARI200T1 £200.00
Medium back

Mechanism



Dimensions



Finish



Black faux leather

Indiana High back executive chair



Ideal for executive conferences and managers offices, Indiana supports users who are engaged in long meetings or heads-down deskwork. The top grain black or brown leather contributes to its richly comfortable seating experience, while presenting a strong visual statement of elegance, grace and enduring style.

NEW

- Available in black or brown leather faced
- Deep padded seat and back with upholstered curved arm rests
- Chrome 5 star base with black trim
- Weight capacity 110kg



IND300T1-BRN £360.00

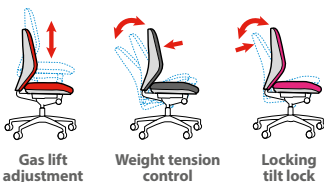


IND300T1-BRN £360.00

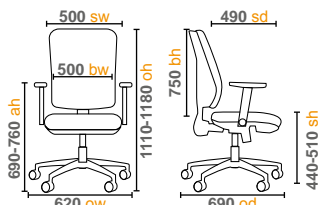


IND300T1-BLK £360.00


Mechanism



Dimensions



Finish



Jensen High back executive chair



NEW

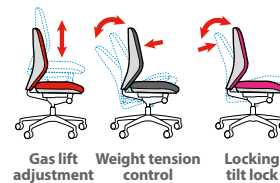
Jensen is a managers chair inspired by racing car seats and specially designed to be used when working at a desk for long periods of time. Supporting the natural S-curve of your back whilst holding the user in the chair for comfort, with the high back for additional head support, adjustable back and padded arm rests.

- Ergonomic black and red padded seat and back
- Head rest and lumbar support for enhanced comfort
- Silver nylon 5 star base with black trim
- Weight capacity 110kg

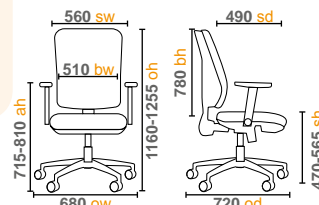


JEN300T1 £220.00

Mechanism



Dimensions



Finish



Black / red faux leather

Palermo High back executive chair



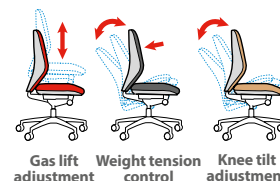
Palermo is a luxurious leadership chair that combines comfortable double padding with classic black leather faced seating. With its contemporary design, lumbar support and stylish arms with silver trim, Palermo is the seat of comfort for the head of a boardroom conference table or the corner office.

- Double padded seat for enhanced comfort
- Head rest and lumbar support
- Silver nylon base with black trim
- Weight capacity 115kg

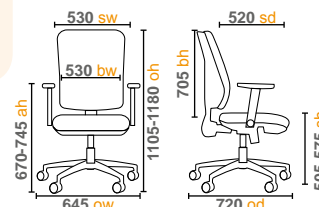


PAL300K2 £224.00

Mechanism



Dimensions



Finish



Black faux leather

Derby Faux leather executive chair



The Derby high back executive chair is an ideal solution for any professional environment, upholstered in a black faux leather finish with mesh side panels. The waterfall seat and contoured back provide top ergonomic support, easing stress at crucial points like the neck, back and knees.

- Black faux leather executive chair
- Raised chrome pyramid 5 star base
- Waterfall seat design for increased comfort
- Weight capacity 115kg
- Matching visitor chair see page 278



DER300T1-BLK £224.00

Mechanism



Gas lift adjustment

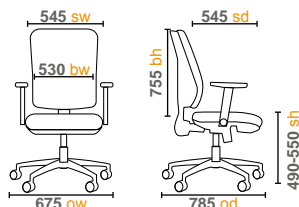


Weight tension control



Standard tilt lock

Dimensions



Finish



Black faux leather

Martinez Faux leather managers chair



MAR50004 £205.00

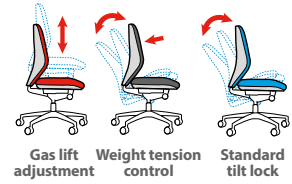
Martinez provides beautiful contemporary styling making it a trendy option for managerial and boardroom seating. Features include a diagonally patterned, leather faced curved back for maximum comfort and panel stitching which highlights the design, finished with chrome padded arms for a stunning looking executive chair.

- Chrome 5 star base with easy glide castors
- Optional glides supplied to convert to a boardroom chair
- Weight capacity 115kg

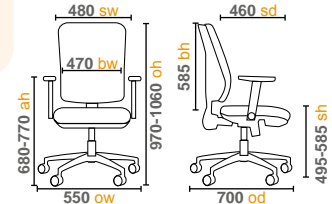


• Shown with optional glides

Mechanism



Dimensions



Finish



Black faux leather

Catania Leather faced managers chair



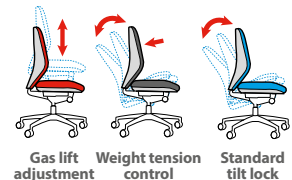
CAT300T1 £205.00

Catania is the ultimate statement piece for the workplace. Boasting an abundance of deep fluted foam padding and folds of brown leather, the Catania managers chair bulges with support padding on the back, seat and arms which complement the waterfall seat design allowing the user to comfortably complete their work.

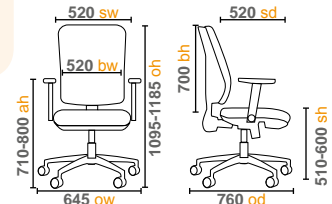
- Gun metal nylon 5 star base with black trim
- Waterfall seat design for increased comfort
- Gun metal arms with upholstered padding
- Weight capacity 115kg



Mechanism



Dimensions



Finish



Brown leather faced

Noble Faux leather managers chair



Noble is a black faux leather, high back managers chair that is designed for comfort with a look that would fit any workplace. The swivel base and high back on this executive office chair offer maximum comfort and mobility for any office and the gas lift adjustable seat features thick padding covered in soft and supple bonded leather.

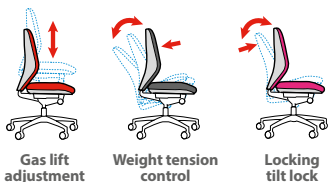
- Black faux leather executive chair and matching cantilever visitor chair
- Contemporary design with 5 star base
- Gas height adjustable with users weight tension control
- Weight capacity 115kg
- Matching visitors chair page 273

NEW

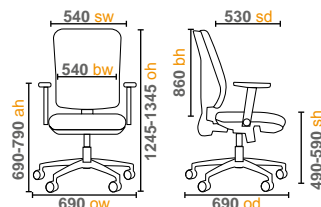


NBO300T1 £180.00

Mechanism



Dimensions



Finish



Black faux leather

Tuscan High back managers chair with head support



The Tuscan high back managers chair has a uniquely shaped back and headrest which ensures the chair adapts to the users back and provides just the right amount of support. Tuscan has ample cushioning whilst retaining a modern pillow design with sleek contours.

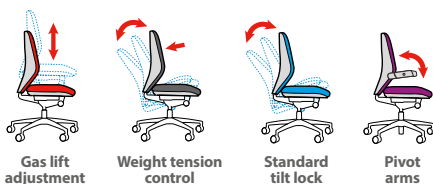
- Leather faced executive chair
- Nylon 5 star base with 50mm easy glide castors
- Weight capacity 115kg
- Matching fabric chair page 209
- Matching mesh chair page 245

NEW

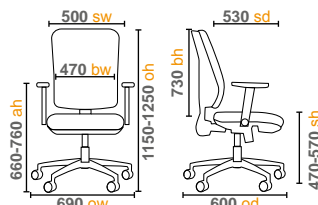


TUS300T1-BLK £180.00

Mechanism



Dimensions



Finish



Somerset

Leather faced managers chair



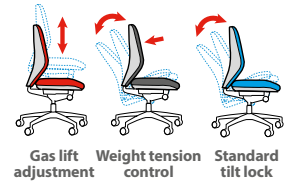
The Somerset executive chair features a high back with headrest and a stylish black leather faced finish for a bold appearance. Somerset is designed for long work sessions with supreme padding, a pronounced lumbar and waterfall seat design that lets you take care of business in comfort.

- Chrome spider base with twin wheel hooded castors
- Waterfall seat design for increased comfort
- Chrome arms with upholstered arm rests
- Weight capacity 115kg

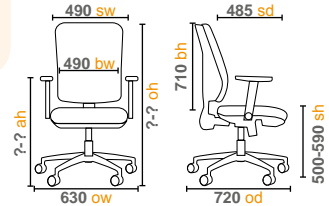


SOM300T1 £174.00

Mechanism



Dimensions



Finish



Black leather faced

Sanford

Faux leather managers chair



NEW

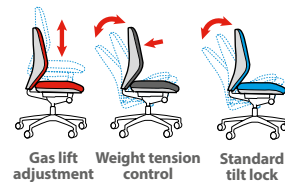
The Sanford managers chair has superb posture design and engineering quality to provide the ultimate in comfort and support for any executive's office. The double white stitching on the black faux leather creates an elegant contrast that highlights the enticing curves and inviting soft padding of this heavy-duty office chair.

- Double padded seat for enhanced comfort
- Head rest and fixed padded arms
- Black 5 star nylon base
- Weight capacity 110kg

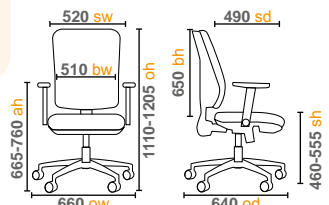


SAN300T1 £176.00

Mechanism



Dimensions



Finish



Black faux leather

Merida High back managers chair



NEW

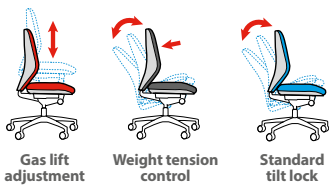
Merida is a luxurious, sophisticated high back chair that is well suited to the high flying executive. With its wide, faux leather seat and back, Merida offers real comfort based on precisely engineered premium foam and tailoring, which ensures this manager's chair is an understated classic in brown leather.

- Available in brown faux leather
- Deep padded seat and back with upholstered arm rests
- Chrome 5 star base with easy-glide castors
- Weight capacity 110kg

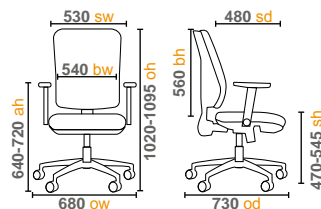


MER300T1-BRN £172.00

Mechanism



Dimensions



Finish



Nantes

Faux leather managers chair



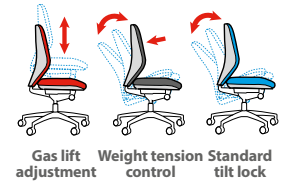
NAN300T1 £166.00

The Nantes chair is the ideal accompaniment to the workplace or managers office with its black faux leather stylish profile. Featuring a breathable mesh and back side panel, Nantes also has a deep seat, a padded back and upholstered arms that will ensure the users is supremely comfortable while they work.

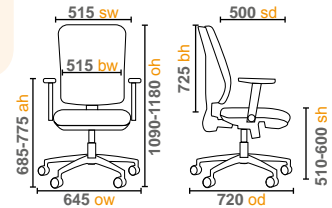
- Black nylon 5 star base with easy glide castors
- Deep padded seat and back with upholstered arm rests
- Breathable mesh and back side panel
- Weight capacity 115kg



Mechanism



Dimensions



Finish



Black faux leather

King

Leather faced managers chair



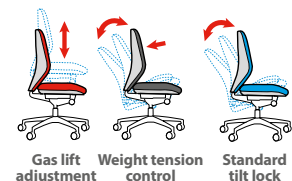
KNG300T1 £165.00

King is a well-designed, leather faced managers chair with waterfall seat padding and back cushions that provide executive comfort while working at your desk. King features fixed arm rests, high back support, and a 5 star base with easy glide castors for quick movement around desk or office in ultimate comfort.

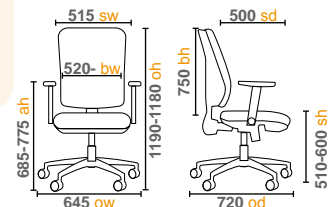
- Durable nylon 5 star base with 50mm easy glide castors
- Waterfall seat design for increased comfort
- Weight capacity 115kg



Mechanism



Dimensions



Finish



Black leather faced

Brompton

Faux leather managers chair



NEW

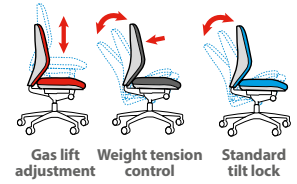
Brompton is a black faux leather managers chair with an abundance of padding in the seat, back and head rest for increased comfort if you have to sit at a desk for most or all of the day. From the high back down to 5 star swivel base, this managers chair has the full body support you need to maximise performance.

- Double padded seat for enhanced comfort
- Head rest and fixed padded arms
- Black 5 star nylon base
- Weight capacity 110kg

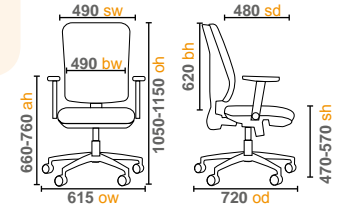


BRO300T1 £140.00

Mechanism



Dimensions



Finish



Black faux leather

Hertford

Leather faced managers chair



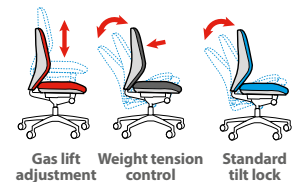
The ruched upholstery details and plush comfort make Hertford a prestigious choice for executive, managerial and guest seating applications. Finished in black leather with fixed black arms, the Hertford managers chair has a chrome base with easy glide castors which are perfect for hard surfaces, such as hardwood floors.

- Leather faced chair with ruched upholstery
- Chrome 5 star spider base with twin wheel hooded castors
- Weight capacity 115kg

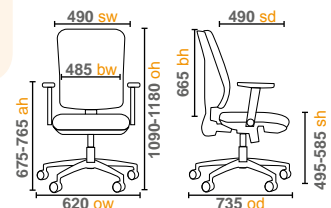


HER300T1 £147.00

Mechanism



Dimensions



Finish

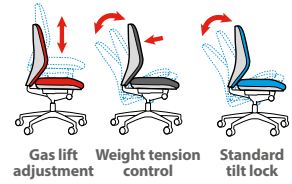


Black leather faced

Cavalier Leather faced managers chair



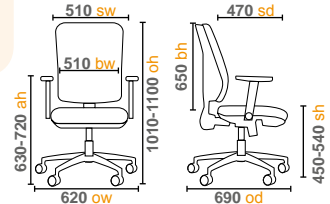
Mechanism



The Cavalier managers chair is a soft, supple leather faced chair carefully stitched and tufted for plush comfort for a most elegant look. The durable nylon 5 star base and easy glide castors offer maximum comfort and mobility for any office environment.

- Leather faced executive chair
- Nylon 5 star base with 50mm easy glide castors
- Weight capacity 115kg
- Fabric chair available in blue or charcoal page 211
- Matching visitors chair see page 272

Dimensions



Finish



Black leather faced

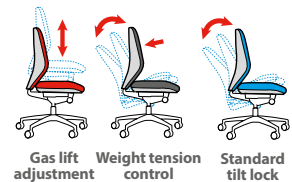
CAV300T1 £121.00



Ascona High back managers chair



Mechanism

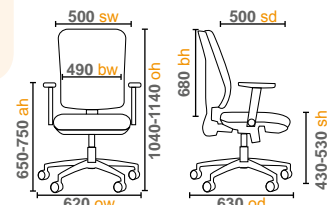


NEW

With a focus on comfort and support, the Ascona high back managers chair will not look out of place in any office setting. Upholstered with high quality synthetic leather, PVC and extra plush padding, this sturdy black chair is supported by a black nylon 5 star base with castors making it easy to move around.

- Padded seat for enhanced comfort
- Black 5 star nylon base
- Weight capacity 110kg

Dimensions



Finish



Black Faux leather

ASC300T1 £108.00



Leon Two tone fabric managers chair



The Leon two tone fabric managers chair is a stylish and practical office chair that won't break the budget. Upholstered with soft and durable fabric with a head rest and adjustable arms, the Leon chair will provide ultimate comfort for long hours of sitting, in addition to adding a touch of class and style to the office space.

- Grey and black or grey and blue fabric options with matching headrest
- Gas height adjustable with users weight tension control
- Black 5 star nylon base
- Weight capacity 110kg

NEW



LEO300T1-G £180.00



LEO300T1-G £180.00



LEO300T1-G £180.00



LEO300T1-B £180.00

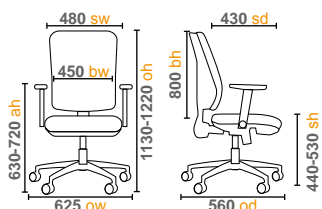


LEO300T1-B £180.00


Mechanism



Dimensions



Finish



Tuscan fabric High back managers chair with head support



The Tuscan high back managers chairs has a uniquely shaped back and headrest which ensures the chair adapts to the users back and provides just the right amount of support. Tuscan has ample cushioning whilst retaining a modern pillow design with sleek contours.

- Fabric chair available in blue or black
- Nylon 5 star base with 50mm easy glide castors
- Weight capacity 115kg
- Matching managers chair page 202
- Matching mesh chair page 245

NEW



TUS300T1-B £180.00

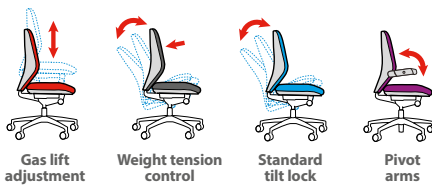


TUS300T1-B £180.00

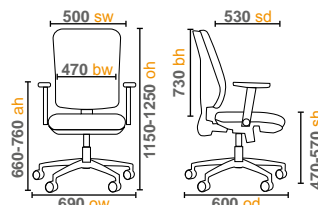


TUS300T1-K £180.00

Mechanism



Dimensions



Finish



Lucca High back managers chair



Lucca is a fully upholstered chair which is ideal for manager's offices and front of house areas where design, style and function are a top priority. The adjustable lumbar, high back, moulded seat and back foam ensure comfort whilst the gun metal nylon base and arms present a modern design that adds a rich pop of colour to your work space.

- Available in blue & charcoal fabric
- Adjustable lumbar support for enhanced comfort
- Gun metal nylon arms with upholstered padding
- Gun metal nylon base with 50mm easy glide castors
- Weight capacity 115kg



LUC300T1-B £166.00

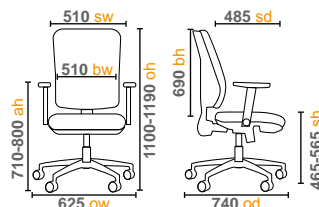


LUC300T1-C £166.00


Mechanism



Dimensions



Finish



Cavalier Fabric managers chair



The Cavalier managers chair is a fabric chair in blue or charcoal for a most elegant look. The durable nylon 5 star base and easy glide castors offer maximum comfort and mobility for any office environment.

- Fabric chair available in blue or charcoal
- Nylon 5 star base with 50mm easy glide castors
- Weight capacity 115kg
- Matching managers chair page 207
- Matching visitors chair page 272



CAV300T1-B £132.00



CAV300T1-C £132.00

Mechanism



Gas lift adjustment

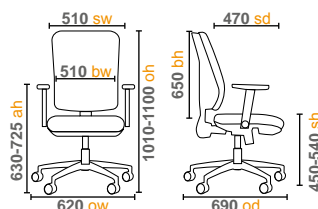


Weight tension control



Standard tilt lock

Dimensions



Finish



Charcoal fabric

C



Blue fabric

B

24hr & ergonomic seating



Jota

The Jota Ergo 24 hour task chair is built for constant use, with a host of ergonomic features that facilitate all-day comfort. Ideal for call centres, hospitals and other institutions that require round-the-clock support, the extra high back and adjustable arms of the Jota Ergo have been designed to increase user comfort and productivity.



Senza

The Senza Ergo seating has been designed to function for heavy duty 24 hour usage in any task or office setting. With its extra high back and adjustable arms, Senza Ergo offers multiple enhanced ergonomic features based on how employees sit and move over the course of a day.



Franklin

Franklin is a deluxe high back executive chair which has a professional, contemporary style whilst promoting correct posture. The waterfall edge on the seat cushion alleviates the pressure on lower legs and knees while seated and the fully adjustable arms, headrest and triple paddle mechanism easily provide the comfort needed for a long day at the office.



Franklin High back 24hr task chair



NEW



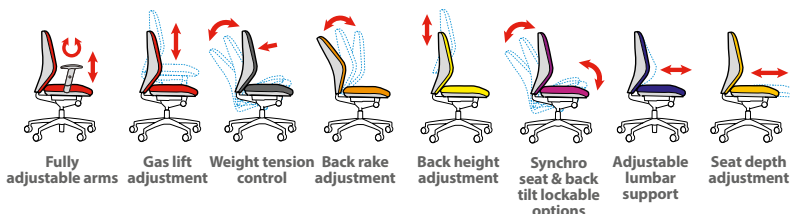
Franklin is a deluxe high back executive chair which has a professional, contemporary style whilst promoting correct posture. The waterfall edge on the seat cushion alleviates the pressure on lower legs and knees while seated and the fully adjustable arms, headrest and triple paddle mechanism easily provide the comfort needed for a long day at the office.

- Ergonomic padded seat and back for enhanced comfort
- Head rest and lumbar support
- Chrome 5 star base with twin wheel hooded castors
- Weight capacity 150kg

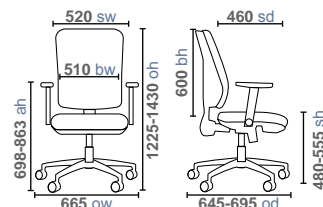


FRA400K2 £340.00

Mechanism



Dimensions



Finish



Black faux leather

Sorrento High mesh back posture chair



NEW



SOR300K2-B £420.00

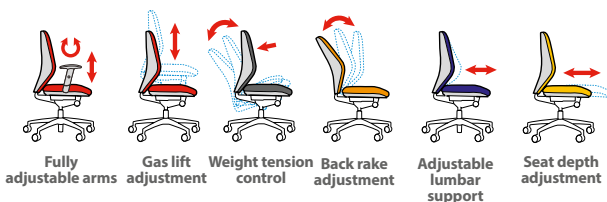
The visually stunning Sorrento chair provides new levels of comfort and support that suits the ergonomic needs of each individual user. The foundation of the Sorrento chair is the heavy duty polished chrome base which adds immense strength, with a breathable mesh seat and back provides the utmost in comfort and support.

- Available with height adjustable arms and headrest
- Grey frame with blue mesh and black frame with black mesh combinations
- 3 adjustment levers with cable operated mechanism
- Weight capacity 110kg

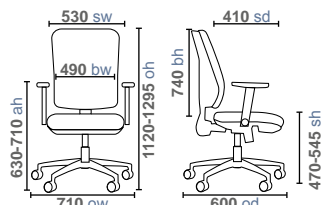


SOR300K2-K £420.00

Mechanism



Dimensions



Finish



Betis High mesh back posture chair



NEW



BET300K2-G £380.00

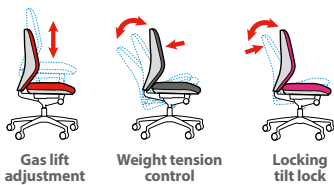
The Betis high back mesh chair provides exceptional back support through its built-in lumbar and breathable mesh back construction to provide unrivalled comfort in any office environment. The stylish loop armrests are attractive and supportive and users can get the perfect fit by adjusting the seat height and tilt tension.

- Mesh back ergonomic chair with matching pivoting headrest
- Available in black or grey mesh
- Adjustable lumbar support
- Weight capacity 120kg



BET300K2-K £380.00

Mechanism

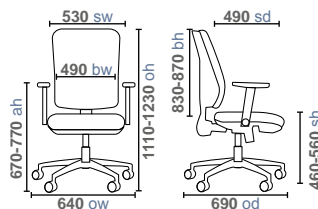


Gas lift adjustment


Weight tension control

Locking tilt lock

Dimensions



Finish



G

K

Zeus High Back 24hr faux leather task chair



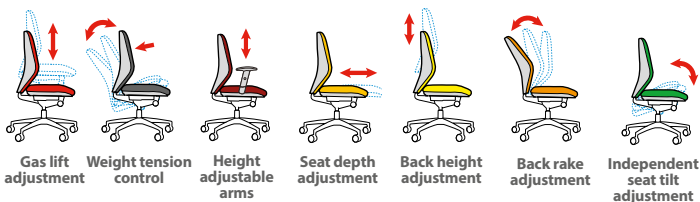
Zeus is a dual purpose chair which is designed for both style conscious executives and for challenging 24 hour environments that require added comfort and durability. Available in black faux leather high back and medium back, and with blue or black fabric, Zeus has a triple paddle multi-functional mechanism and represents the executive standard in seating.

- 3 lever multi-functional mechanism
- Certified to EN5459 and tested to contract use
- Soft padded height adjustable arms
- Extra high back
- Weight capacity 150kg

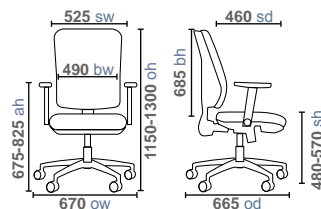


ZEU300K2 £315.00

Mechanism



Dimensions



Finish



Zeus Medium back 24hr faux leather task chair



NEW



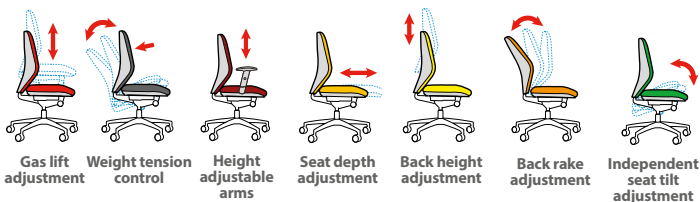
Zeus is a dual purpose chair which is designed for both style conscious executives and for challenging 24 hour environments that require added comfort and durability. Available in black faux leather high back and medium back, and with blue or black fabric, Zeus has a triple paddle multi-functional mechanism and represents the executive standard in seating.

- 3 lever multi-functional mechanism
- Certified to EN5459 and tested to contract use
- Soft padded height adjustable arms
- Medium high back
- Weight capacity 150kg

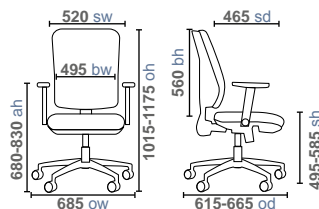


ZEU200K2 £260.00

Mechanism



Dimensions



Finish



Black faux leather

Zeus Medium back fabric 24hr task chair



NEW



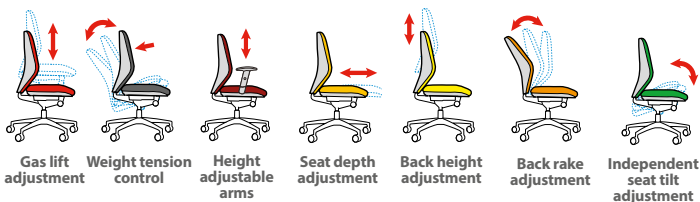
Zeus is a dual purpose chair which is designed for both style conscious executives and for challenging 24 hour environments that require added comfort and durability. Available in black faux leather high back and medium back, and with blue or black fabric, Zeus has a triple paddle multi-functional mechanism and represents the executive standard in seating.

- 3 lever multi-functional mechanism
- Certified to EN5459 and tested to contract use
- Soft padded height adjustable arms
- Medium high back
- Weight capacity 150kg

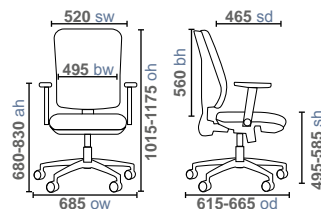


ZEU200K2-B £260.00

Mechanism



Dimensions



Finish



Mode 400 Contract high back manager chair



The Mode 400 high back chair may be the most comfortable fabric managers chair that you can sit in due to the extra large seat and back support. Designed and tested for contract use in a heavy duty 24 hour working environment, Mode 400 features crib 5 fabric and foam and enhanced lumbar support for maximum comfort.

- Extra large seat and back posture chair
- Certified to EN5459 and design copyright protected
- Sculptured lumbar support for enhanced comfort
- Weight capacity 150kg

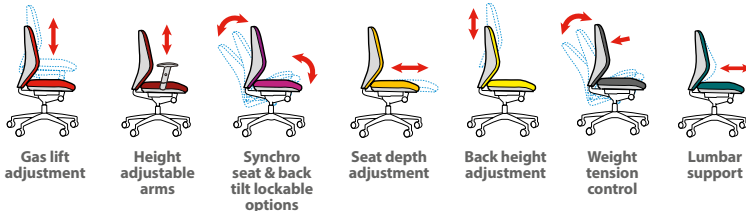


MOD401-B £361.00

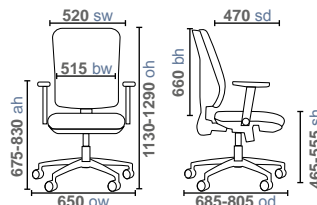


MOD401-K £361.00


Mechanism



Dimensions



Finish



Sefton High back task chair



NEW

The Sefton high back operators chair has built-in lumbar support with cushions that contour naturally around your back and lower body. With a polished aluminium base, adjustable arms and an optional head rest, Sefton's contours are custom made to both fit and support the human body in unparalleled comfort.

- New 2 lever tilt and lock mechanism
- Multitude of fabric and colour options available
- Available with adjustable arms and with or without a headrest
- Weight capacity 110kg
- Matching visitors chair see page 274



SEF200K1-B



SEF300K1-B

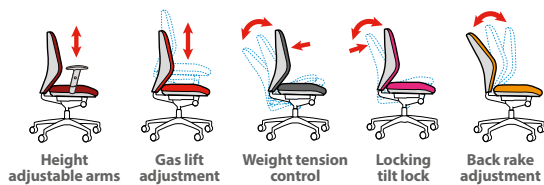


SEF200K1-B

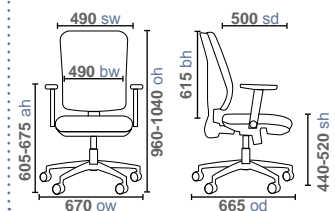
High back

Code	Description	RRP	Band A	Band B	Band C	Band D	Band E
SEF200K1	Arms	£280.00	£304.00	£320.00	£340.00	£360.00	£380.00
SEF300K1	Arms & headrest	£300.00	£320.00	£340.00	£360.00	£380.00	£400.00

Mechanism



Dimensions



Back height excludes optional headrest
Overall height with head rest 1160-1230

Finish



Cornwall

Multi functional task chair



Cornwall is designed for durability making it perfect for high-intensity environments like call centres, healthcare or public services where chairs need to perform all day, every day. The waterfall seat, soft padded arms and sculptured back delivers ergonomic comfort all day long.

- Available in black or blue fabric
- Height adjustable, soft padded arms
- Ergonomic full back with waterfall seat
- Weight capacity 150kg



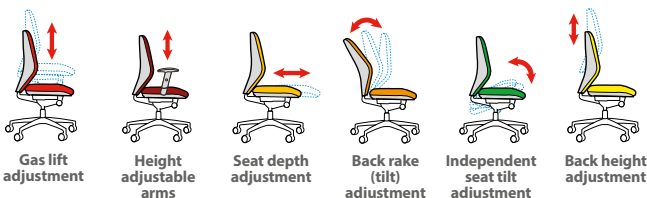
CWL300K2-K £240.00



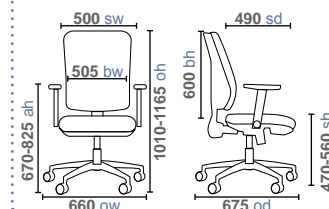
CWL300K2-B



Mechanism



Dimensions



Finish



Senza ergo 24 Hour ergonomic task chair



The Senza Ergo seating has been designed to function for heavy duty 24 hour usage in any task or office setting. With its extra high back and adjustable arms, Senza Ergo offers multiple enhanced ergonomic features based on how employees sit and move over the course of a day. Asynchro or PCB mechanism.

- Asynchro mechanism provides free floating back action, lockable seat and back
- Permanent contact back (PCB) allows you to adjust the tilt of the back rest or leave it free floating
- CMHR high resilience, flexible foam seats for enhanced comfort
- Weight capacity 150kg

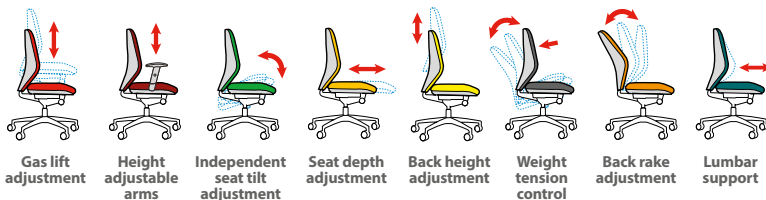


Extra high back

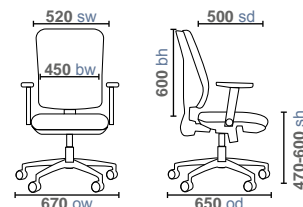


Code	Description	Band A	Band B	Band C	Band D	Band E
SXERGOA	PCB - Adjustable arms	£252.00	£260.00	£269.00	£280.00	£312.00
SXERGOB	Asynchro - Adjustable arms	£269.00	£274.00	£288.00	£304.00	£336.00

Mechanism



Dimensions



Finish



Jota ergo 24 Hour ergonomic task chair



The Jota Ergo 24 hour task chair is built for constant use, with a host of ergonomic features that facilitate all-day comfort. Ideal for call centres, hospitals and other institutions that require round-the-clock support, the extra high back and adjustable arms of the Jota Ergo have been designed to increase user comfort and productivity. Asynchro or PCB mechanism.

- Asynchro mechanism provides free floating back action, lockable seat and back
- Permanent contact back (PCB) allows you to adjust the tilt of the back rest or leave it free floating
- CMHR high resilience, flexible foam seats for enhanced comfort
- Weight capacity 150kg

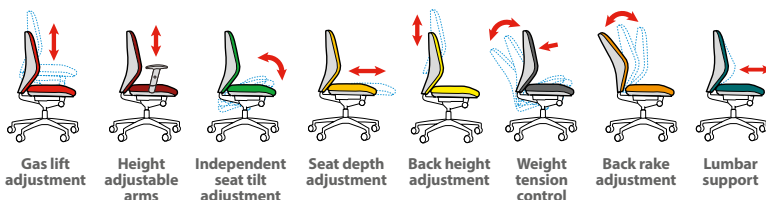


Extra high back

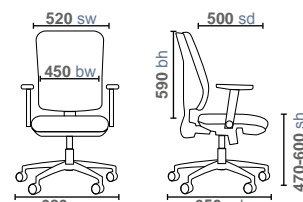


Code	Description	Band A	Band B	Band C	Band D	Band E
JXERGOA	PCB - Adjustable arms	£240.00	£248.00	£256.00	£272.00	£304.00
JXERGOB	Asynchro - Adjustable arms	£256.00	£264.00	£272.00	£288.00	£320.00

Mechanism



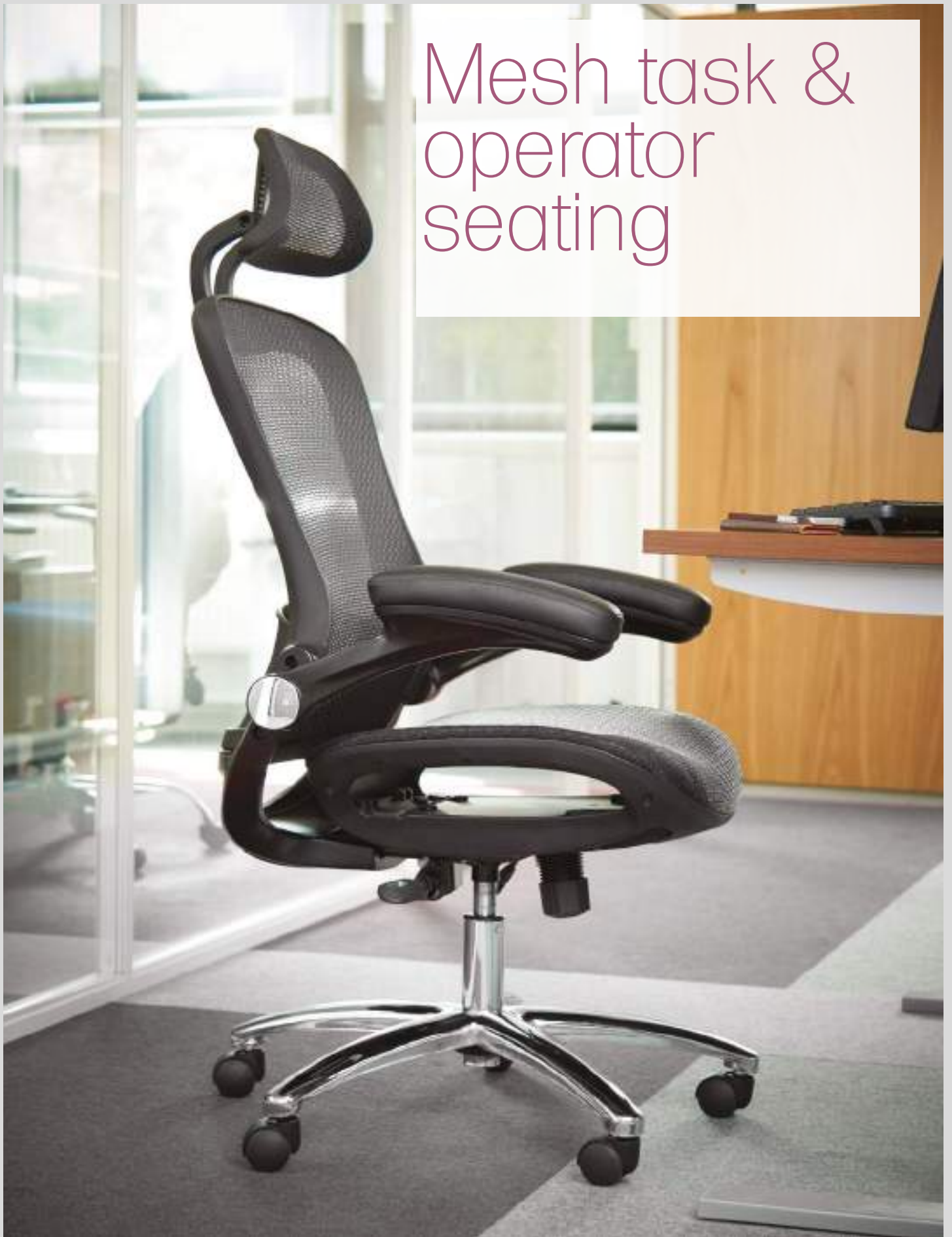
Dimensions



Finish



Mesh task & operator seating



Altino

With its clean, modern styling, Altino is guaranteed to provide a contemporary feel to any office environment, due to the multi functions and ergonomic design of the chair. The sculptured foam seat combines with the breathable slimline mesh back to keep users cool and comfortable.



Pocco

Pocco Mesh has been designed for the modern hard working office environment. The mesh back improves ventilation and air flow to keep users cool and comfortable.



Arcadia High mesh back task chair



NEW



The high mesh back Arcadia task chair comprises of an aluminium base and a touch button mechanism that offer the ultimate in style and support, allowing the user to spend hours at a time sitting with no discomfort. The generously proportioned mesh seat has a fresh, modern look with adjustable armrests for additional comfort.

- Available in blue/grey and black colour options
- Aluminium base and matching frame
- Touch button adjustment mechanism
- Adjustable lumbar support
- Weight capacity 120kg

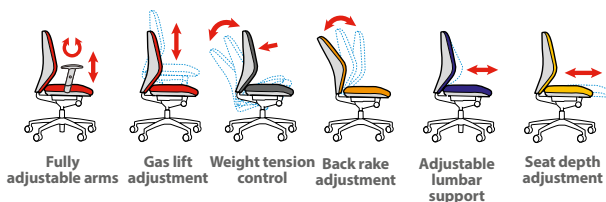


ACA300K2-B £600.00

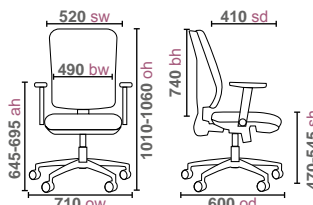


ACA300K2-K £600.00


Mechanism



Dimensions



Finish



Gemini 300 Mesh task chair



Gemini is the perfect chair for those who spend hours sitting at the computer, with adjustable arms and a padded headrest that can be locked in as well as the lumbar support. Constructed with a breathable mesh fabric material, this stunning office chair can be adjusted to many positions to suit the unique requirements of the user.

- Mesh back task chair
- Fully adjustable arms, optional padded head rest
- Black air mesh seat with designer black mesh back
- Available with black nylon or chrome base with 65mm nylon castors
- Weight capacity 115kg



GEM302K2



GEM301K2

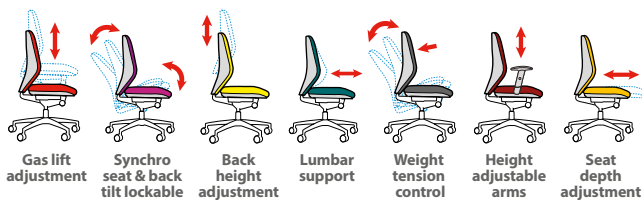


GEM300K2

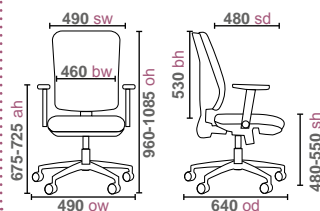
Task chair

Code	Description	RRP
GEM300K2	No arms	£286.00
GEM301K2	Arms	£322.00
GEM302K2	Arms and headrest	£340.00

Mechanism



Dimensions



Back height excludes optional headrest

Finish



Pocco mesh Mesh back task seating



Pocco Mesh has been designed for the modern hard working office environment. The mesh back improves ventilation and air flow to keep users cool and comfortable.

- Mesh back task chair
- Available with no arms, fixed loop arms or height adjustable arms
- Synchronised mechanism providing free floating back action
- CMHR high resilience, flexible foam seats for enhanced comfort
- Weight capacity 150kg
- Matching visitors chair see page 274



PH74-000



PH73-000



PH76-000

Options

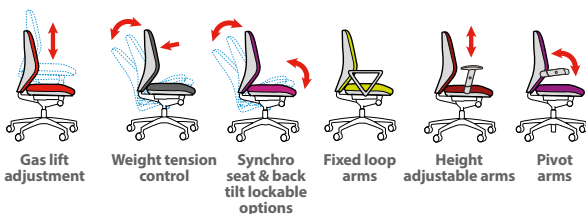
Chrome base	Seat slide
PH74-C00 +£32.00	PH74-0S0 +£24.00

Extra high back

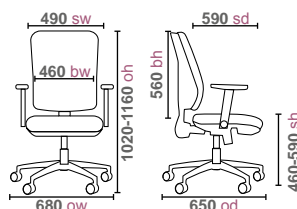


Code	Description	Band A	Band B	Band C	Band D	Band E
PH70-000	No arms	£232.00	£240.00	£248.00	£269.00	£291.00
PH73-000	Fixed arms	£244.00	£252.00	£261.00	£282.00	£303.00
PH74-000	Adjustable arms	£265.00	£274.00	£282.00	£303.00	£324.00
PH76-000	Folding arms	£278.00	£286.00	£295.00	£316.00	£336.00

Mechanism



Dimensions



Finish



Made to order
Bands A,B,C,D&E

Waverley Mesh task chair



NEW

Waverley is an adjustable, high back swivel chair that can accommodate a complete range of tasks in any work environment. Available with a fully upholstered fabric seat, the breathable mesh back maintains constant air flow.

- Mesh back task chair and matching cantilever visitor chair
- Multitude of fabric and colour options available
- Available with fixed arms or height adjustable arms
- Weight capacity 110kg
- Blue & black fabric seat available from stock
- Matching operators chair page 257
- Matching visitors chair page 275



WAV300T1



WAV300T1-K

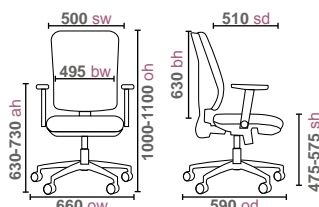
Mesh task chair

Code	Description	RRP	Band A	Band B	Band C	Band D	Band E
WAV300T1	With arms	£240.00	£260.00	£268.00	£276.00	£288.00	£300.00


Mechanism



Dimensions



Finish



Levante Mesh back task seating



NEW

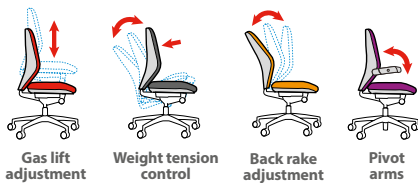
The unique style and sleek mesh design of Levante is at home in any office environment and will take any work space to the next level. Available with a mesh back allowing air flow to the users back throughout the long working day and also a black bonded leather seat which gives the look of real leather without the heavy price tag.

- Mesh back task chair
- Gas height adjustable with users weight tension control
- Black 5 star nylon base with silver trim
- Contoured seat pad
- Weight capacity 120kg

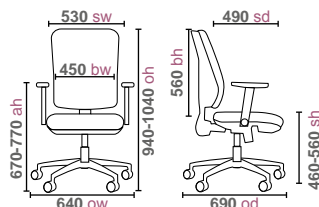


LEV200T1-K £248.00

Mechanism



Dimensions



Finish



Black faux leather

Curva High back mesh chair



NEW

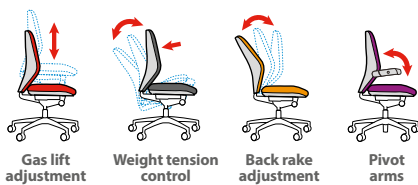
The Curva high back executive mesh chair has been designed with a sculptured moulded foam seat and breathable mesh back to keep users cool and comfortable. Aesthetics, form and function are merged seamlessly in the Curva ergonomic executive chair which is ideal for users who sit at a desk for most of the day.

- New 2 lever tilt and lock mechanism
- Head rest and padded arms
- Chrome 5 star base with easy-glide castors
- Pivot arms
- Weight capacity 110kg

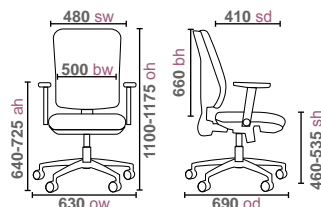


CUR300T1 £220.00


Mechanism



Dimensions



Finish



Napier High back mesh chair with mesh seat



NEW

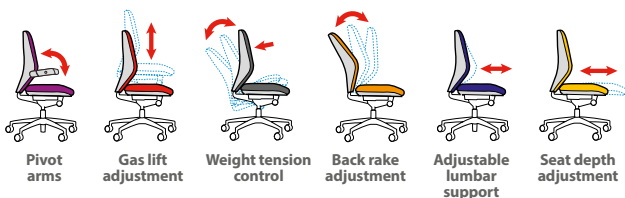
The Napier operator chair provides exceptional back support through its open mesh-back construction and steel frame. The mesh seat, pivot arms and padded arm pads means that the Napier chair performs well in a wide variety of applications including but not limited to task, administrative and managerial.

- High back mesh task chair and matching cantilever visitor chair
- 3 adjustment levers with cable operated mechanism
- Chrome base with mesh seat and back
- Weight capacity 110kg
- Matching visitors chair see page 275

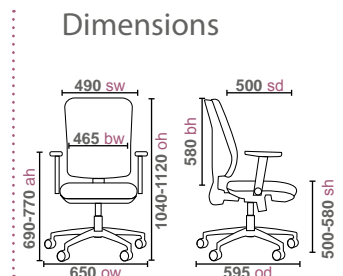


NAP300T1 £220.00

Mechanism



Dimensions



Finish



Granthan Fabric mesh operator chair



Granthan represents the modern style of mesh seating offering a refinement of function, comfort and style. The fabric mesh waterfall seat and stylish mesh back design make it a perfect fit for offices and workstations where users can sit in comfort for long periods of time.

- Height adjustable, soft padded arms
- Mesh back design with fabric mesh waterfall seat
- Weight capacity 115kg



GRN300T1-K £209.00

Mechanism



Gas lift adjustment



Weight tension control

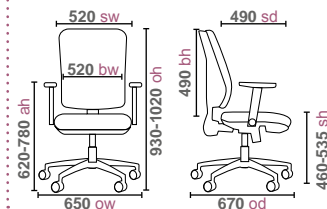


Standard tilt lock



Height adjustable arms

Dimensions



Finish



Black air mesh seat with black mesh back

Vantage mesh 3 lever mesh back task chair



NEW



VME22-00-K

The Vantage Mesh operators chair has a sleek design, multiple features and allows the user to enjoy the modern design without compromising on good ergonomic support. The 3 lever Vantage Mesh has a breathable mesh back for increased ventilation, complemented by an upholstered seat for added comfort.

- Asynchro mechanism provides free floating back action, lockable seat and back
- Choice of black and blue fabric
- Available with no arms or height adjustable arms
- Weight capacity 110kg
- Matching visitors chair see page 276



VME22-00-K

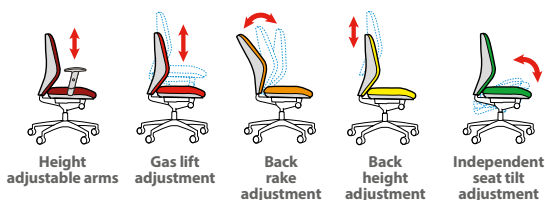


VME22-00-K

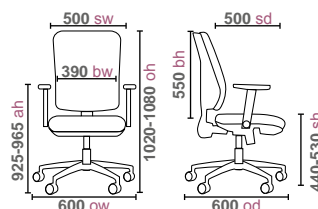
3 Lever

Code	Description	RRP
VME20-00	No arms	£192.00
VME22-00	Adjustable arms	£220.00


Mechanism



Dimensions



Finish



Vantage mesh 2 lever mesh back task chair



NEW

The Vantage Mesh operators chair has a sleek design, multiple features and allows the user to enjoy the modern design without compromising on good ergonomic support. The 2 lever Vantage Mesh has a breathable mesh back for increased ventilation, complemented by an upholstered seat for added comfort.

- Asynchro mechanism provides free floating back action, lockable seat and back
- Choice of black and blue fabric
- Available with no arms or height adjustable arms
- Weight capacity 110kg
- Matching visitors chair see page 276



VME12-00-B



VME12-00-K

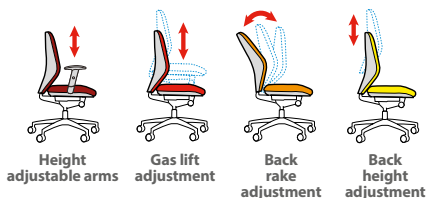


VME12-00-K

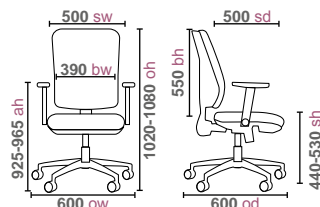
2 Lever

Code	Description	RRP
VME10-00	No arms	£168.00
VME12-00	Adjustable arms	£196.00


Mechanism



Dimensions



Finish



Altino 3 lever high mesh back operators chair



With its clean, modern styling, Altino is guaranteed to provide a contemporary feel to any office environment, due to the multi functions and ergonomic design of the chair. The sculptured moulded foam seat combines with the breathable slimline mesh back to keep users cool and comfortable.

- Mesh back task chair and matching cantilever visitor chair
- Asynchro mechanism provides free floating back action, lockable seat and back
- Permanent contact back (PCB) allows you to adjust the tilt of the back rest or leave it free floating
- Available with no arms, fixed loop arms or height adjustable arms with soft arm pads
- Weight capacity 150kg
- Matching visitors chair see page 276



AH21-000



AH20-000



AH22-000

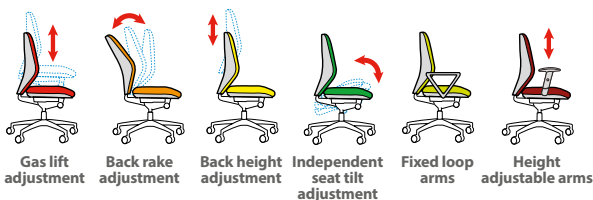
Options

Chrome base	Seat slide
AH20-C00 +£32.00	AH20-0S0 +£24.00

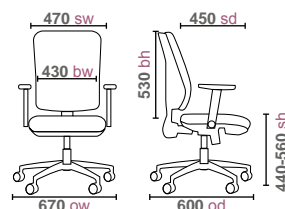
3 lever

Code	Description	Band A	Band B	Band C	Band D	Band E
AH20-000	No arms	£152.00	£160.00	£168.00	£190.00	£211.00
AH21-000	Fixed arms	£164.00	£173.00	£181.00	£202.00	£224.00
AH22-000	Adjustable arms	£181.00	£190.00	£198.00	£219.00	£240.00

Mechanism



Dimensions



Finish



Altino 2 lever high mesh back operators chair



The Altino 2 lever operators mesh back chair offers seat height and lockable back tilt as standard. The black mesh back can be complimented with a blue or black fabric seat direct from stock or available as a made to order in a wider choice of finishes. Available with either no arms, fixed arms or adjustable arms.

- Mesh back task chair and matching cantilever visitor chair
- Permanent contact back (PCB) allows you to adjust the tilt of the back rest or leave it free floating
- Available with no arms, fixed loop arms or height adjustable arms with soft arm pads
- Weight capacity 150kg
- Matching visitors chair see page 276



AH12-000



AH10-000-C



AH12-000-C

Options

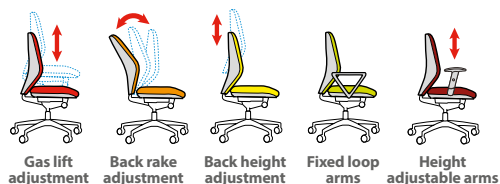
Chrome base
AH10-C00 +£32.00

Seat slide
AH10-0S0 +£24.00

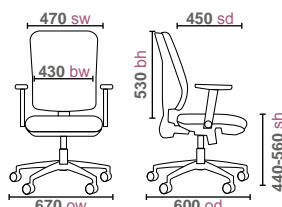
2 lever

Code	Description	RRP	Band A	Band B	Band C	Band D	Band E
AH10-000	No arms	£144.00	£144.00	£152.00	£160.00	£181.00	£202.00
AH11-000	Fixed arms	£156.00	£156.00	£164.00	£173.00	£194.00	£215.00
AH12-000	Adjustable arms	£172.00	£173.00	£181.00	£190.00	£211.00	£232.00

Mechanism



Dimensions



Finish



Andretti High back mesh chair



NEW

The Andretti mesh, high back executive chair is a stylish and practical solution for both boardrooms and office use. Andretti utilises a combination of fabric and breathable mesh in its construction making this chair extremely comfortable for long hours of sitting, especially in the warmer months.

- Black seat with red trim and mesh back
- Head rest and fixed arms
- Chrome 5 star base with black trim
- Weight capacity 110kg



AND300T1-KR £152.00

Mechanism



Gas lift adjustment

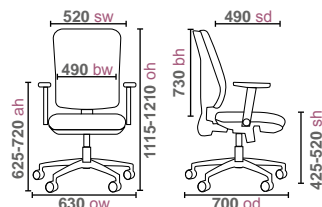


Weight tension control



Standard tilt lock

Dimensions



Finish



Tuscan mesh

High back mesh chair with head support



NEW

The Tuscan high back mesh chair has a uniquely shaped back and headrest which ensures the chair adapts to the users back and provides just the right amount of support. Tuscan has ample cushioning whilst retaining a modern pillow design with sleek contours.

- Black mesh chair with head support
- Nylon 5 star base with 50mm easy glide castors
- Fully enclosed mechanism
- Weight capacity 115kg
- Matching managers chair see page 202
- Matching fabric chair see page 209



TUS300T1 £148.00

Mechanism



Gas lift adjustment



Weight tension control

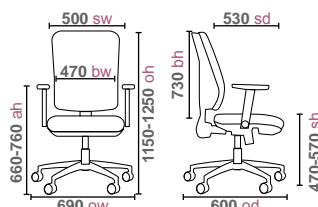


Standard tilt lock



Pivot arms

Dimensions



Finish



Black mesh with black fabric seat

Orion Mesh operator chair



The Orion fabric mesh operators chair has been ergonomically designed for healthy seating and wellbeing. Suitable for any work space, Orion has new style pivot arms and an injection moulded back with mesh upholstery to keep the user well supported, comfortable and energising the body and circulation throughout the day.

- Stylish pivot arms
- Black 5 star base with 50mm castors
- Black air mesh seat with black mesh back
- Weight capacity 115kg



ORN300T1-K £150.00

Mechanism



Gas lift adjustment



Weight tension control

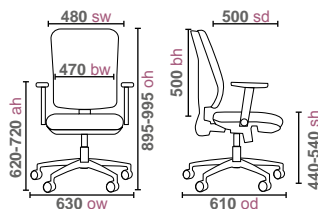


Standard tilt lock



Pivot arms

Dimensions



Finish



Black air mesh seat with black mesh back

Lincoln Mesh operator chair



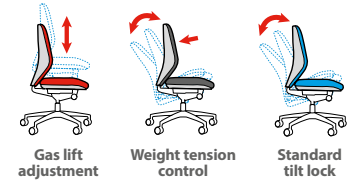
LIN300T1-K £136.00

Lincoln is an infinitely classic, yet modern, mesh back task chair that offers an executive feel in the constraints of a task chair. The chair comes with a black mesh back with matching black fabric seat pad and the five-star base come standard in a black finish.

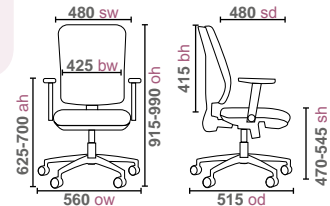
- Fixed arms with user weight tension control
- Black air mesh seat with black mesh back
- Weight capacity 115kg



Mechanism



Dimensions



Finish



Solaris Mesh operator chair



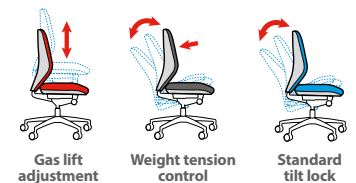
SOL300T1-K £136.00

The Solaris mesh back operators chair has a stylish injection moulded back with breathable mesh and a sculptured lumbar adjustment which allows the user to customise the comfort of the back.

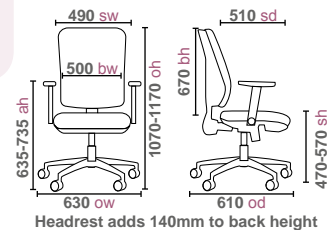
- Mesh task chair with matching visitors chair
- New style injection moulded padded back
- Pivoting head rest
- Weight capacity 115kg
- Matching visitors chair see page 277



Mechanism



Dimensions



Finish



Fabia High back mesh chair



NEW



Fabia is a designer managers chair suited to the style-conscious executives in the office with its striking colours and flexibility that can be adjusted for trend-setters of all sizes. The red, breathable mesh back allows for extra air circulation and the contrasting black mesh pivoting neck rest is great for relaxation supporting the weight of the users head.

- Red mesh back chair with black mesh headrest
- Gas height adjustable with users weight tension control
- Stylish black fixed arms
- Weight capacity 110kg



FAB300T1-R £132.00

Mechanism



Gas lift adjustment

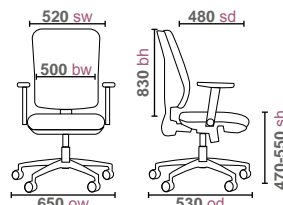


Weight tension control



Standard tilt lock

Dimensions



Finish



Black fabric seat with red mesh back

Aurora Mesh operator chair



The Aurora high back mesh operators chair with black PU headrest is a real statement piece. Designed with durability and comfort in mind with an internal steel frame and deep padded black air mesh seat, Aurora enjoys an ultra contemporary design to style any office or work station.

- High back mesh chair with internal steel frame
- Fixed arm rests
- Black air mesh seat with black mesh back and PU fabric headrest
- Five star base with 50mm easy glide castors
- Weight capacity 115kg



AUR300T1-K £114.00

Mechanism



Gas lift adjustment

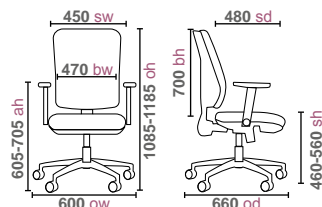


Weight tension control



Standard tilt lock

Dimensions



Finish



Black air mesh seat with black mesh back

Fabric task and operator seating

These days it is not uncommon for people to sit for 8 or 9 hours a day at their desks without regular breaks, so it is imperative that office workers have a chair that is comfortable, improves productivity and offers great functionality when being sat down for long periods, but without having to compromise on style.

Our range of well-designed operator and task seating are available in a wide range of fabric colours, with ergonomic chairs to promote good posture and a variety of additional functions that deliver comfort and improve efficiency in the demanding office environment.



Jota

page 254



Senza

page 255



Lento

page 256



Waverley

page 257



Torun

page 258



Sofia

page 259



Vantage^{PLUS}

page 260



Vantage 100

page 262



Vantage 200

page 263



Bilbao

page 264



Bilbao lumbar

page 265

Fabric task & operator seating



Sofia

Supreme comfort and classic design come together in the Sofia operators chair. With a pneumatic lumbar pad for ultimate comfort and a waterfall seat to reduce stress on the user's knees by having a downward slope at the edge of the seat cushion, Sofia will help you through those long hours working at the office



Bilbao

The Bilbao operators chair offers more choices than typical operator chairs with a sculptured foam seat, lumbar foam back support and multiple arm options to suit the preferences of office individuals, so you will struggle to find a more comfortable office chair, whilst maintaining a uniform look throughout the office.



Jota High back operators chair



Jota has a traditional oval shaped back design in a number of sizes with high density seat and back foam for maximum user comfort. With so many adjustable settings, the Jota chair offers the ideal configuration for any hard-working professional, eliminating aches and pains associated with improper support.

- High back and extra high back operators chair
- Available with no arms, fixed loop arms, height adjustable arms or folding arms
- Asynchro mechanism provides free floating back action, lockable seat and back
- CMHR high resilience, flexible foam seats for enhanced comfort
- Weight capacity 150kg



JX44-000



JH46-000



JX40-000

Options	Chrome base	Seat slide	Lumbar
	JX40-C00 +£32.00	JX40-0S0 +£24.00	JX40-00L +£24.00

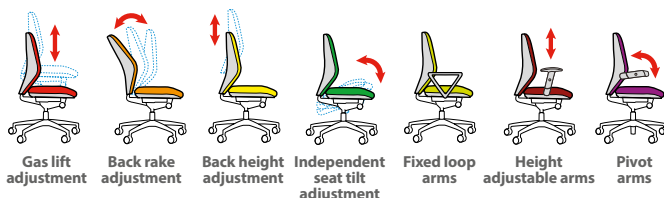
Extra high back

Code	Description	Band A	Band B	Band C	Band D	Band E
JX40-000	No arms	£185.00	£194.00	£202.00	£224.00	£244.00
JX43-000	Fixed arms	£198.00	£207.00	£215.00	£236.00	£257.00
JX44-000	Adjustable arms	£219.00	£228.00	£236.00	£257.00	£278.00
JX46-000	Folding arms	£232.00	£240.00	£248.00	£269.00	£291.00

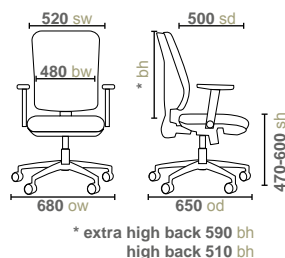
High back

Code	Description	RRP	Band A	Band B	Band C	Band D	Band E
JH40-000	No arms	£168.00	£168.00	£177.00	£185.00	£207.00	£228.00
JH43-000	Fixed arms	£181.00	£181.00	£190.00	£198.00	£219.00	£240.00
JH44-000	Adjustable arms	£207.00	£207.00	£215.00	£224.00	£244.00	£265.00
JH46-000	Folding arms	£215.00	£215.00	£224.00	£232.00	£252.00	£274.00

Mechanism



Dimensions



Finish



Senza High back operators chair



Comfort, reliability and affordability are the key attributes of the Senza operators chair with its curvaceous profile and vast array of options that deliver style as well as substance. Equipped with ergonomic features, an extra high back option and padded seats, this operators chair easily provides the comfort needed for a long day at work.

- Available with no arms, fixed loop arms or height adjustable arms
- Asynchro mechanism provides free floating back action, lockable seat and back
- Permanent contact back (PCB) allows you to adjust the tilt of the back rest or leave it free floating
- CMHR high resilience, flexible foam seats for enhanced comfort
- Weight capacity 150kg



SX44-000



SH46-000



SH43-000

Options	Chrome base SX40-C00 +£32.00	Seat slide SX40-0S0 +£24.00	Lumbar SX40-00L +£24.00
---------	---------------------------------	--------------------------------	----------------------------

Extra high back



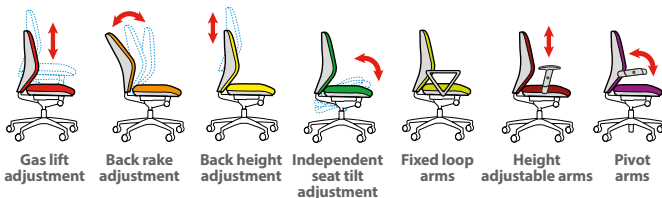
Code	Description	Band A	Band B	Band C	Band D	Band E
SX40-000	No arms	£185.00	£194.00	£202.00	£224.00	£244.00
SX43-000	Fixed arms	£198.00	£207.00	£215.00	£236.00	£257.00
SX44-000	Adjustable arms	£219.00	£228.00	£236.00	£257.00	£278.00
SX46-000	Folding arms	£232.00	£240.00	£248.00	£269.00	£291.00

High back

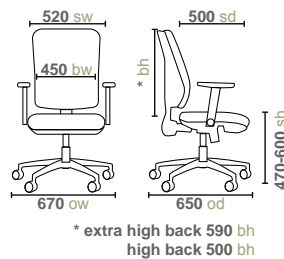


Code	Description	RRP	Band A	Band B	Band C	Band D	Band E
SH40-000	No arms	£168.00	£168.00	£177.00	£185.00	£207.00	£228.00
SH43-000	Fixed arms	£181.00	£181.00	£190.00	£198.00	£219.00	£240.00
SH44-000	Adjustable arms	£207.00	£207.00	£215.00	£224.00	£244.00	£265.00
SH46-000	Folding arms	£215.00	£215.00	£224.00	£232.00	£252.00	£274.00

Mechanism



Dimensions



Finish



Lento High back operators chair



Lento features a tulip shaped back design and larger seat for additional comfort and support. The high back is designed and engineered to support users working at their desk for long periods of time, and this is complemented with a sumptuous high quality foam seat which can be adjusted to suit with the 3 levers.

- High back operators chair
- Asynchro mechanism provides free floating back action, lockable seat and back
- CMHR high resilience, flexible foam seats for enhanced comfort
- Available with no arms, fixed arms or folding arms
- Weight capacity 150kg



LH46-000-B



LH43-000-B



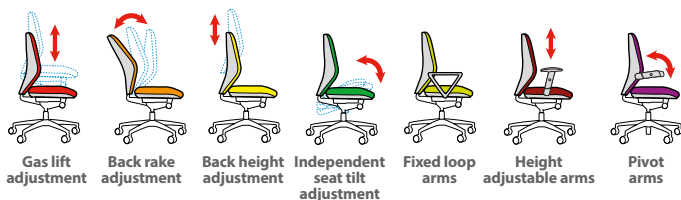
LH44-000-B

Options	Chrome base	Seat slide	Lumbar
	LH40-C00 +£32.00	LH40-0S0 +£24.00	LH40-00L +£24.00

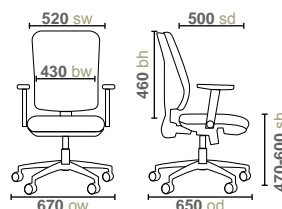
High back & visitor - Asynchro

Code	Description	RRP	Band A	Band B	Band C	Band D	Band E
LH40-000	No arms	£156.00	£156.00	£164.00	£173.00	£194.00	£215.00
LH43-000	Fixed arms	£168.00	£168.00	£177.00	£185.00	£207.00	£228.00
LH44-000	Adjustable arms	£190.00	£190.00	£198.00	£207.00	£228.00	£248.00
LH46-000	Folding arms	£202.00	£202.00	£211.00	£219.00	£240.00	£261.00

Mechanism



Dimensions



Finish



Waverley High back operators chair



NEW

Waverley is an adjustable, high back swivel chair that can accommodate a complete range of tasks in any work environment. The black faux leather seat and back to give the look of real leather without the heavy price tag.

- Black faux leather task chair
- Height adjustable arms
- Mesh version available
- Weight capacity 115kg
- Cold cure moulded foam seats
- Matching mesh task chair page 235

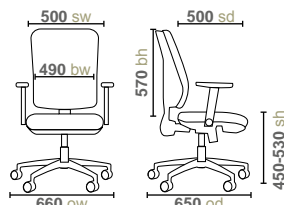


WAV300T1-BLK £200.00

Mechanism



Dimensions



Finish



Black faux leather

Torun High back operators chair



A proven design at an affordable price, Torun offers a choice of back heights and arm options. Equipped with ergonomic features, an extended back and contoured back and seat cushions, this Torun chair easily provides the comfort needed for a long day at the office.

- High back operators chair
- Asynchro mechanism provides free floating back action, lockable seat and back
- Permanent contact back (PCB) allows you to adjust the tilt of the back rest or leave it free floating
- Available with no arms, fixed loop arms or height adjustable arms
- Weight capacity 150kg



TH22-000



TH11-000



TH20-000

Options	Chrome base	Seat slide	Lumbar
	TH12-C00 +£32.00	TH12-0S0 +£24.00	TH12-00L +£24.00

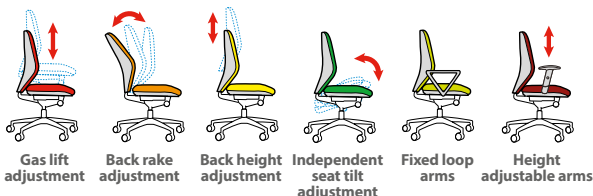
PCB

Code	Description	Band A	Band B	Band C	Band D	Band E
TH10-000	No arms	£123.00	£131.00	£140.00	£160.00	£181.00
TH11-000	Fixed arms	£135.00	£144.00	£152.00	£173.00	£194.00
TH12-000	Adjustable arms	£152.00	£160.00	£168.00	£190.00	£211.00

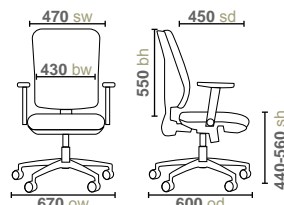
Asynchro

Code	Description	Band A	Band B	Band C	Band D	Band E
TH20-000	No arms	£131.00	£140.00	£148.00	£168.00	£190.00
TH21-000	Fixed arms	£144.00	£152.00	£160.00	£181.00	£202.00
TH22-000	Adjustable arms	£160.00	£168.00	£177.00	£198.00	£219.00

Mechanism



Dimensions



Finish



Sofia Adjustable lumbar operators chair



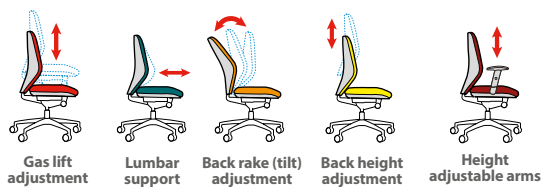
Supreme comfort and classic design come together in the Sofia operators chair. With a pneumatic lumbar pad for ultimate comfort and a waterfall seat to reduce stress on the user's knees by having a downward slope at the edge of the seat cushion, Sofia will help you through those long hours working at the office

- Pneumatic lumbar pad for enhanced back support
- Adjustable nylon, soft padded arms
- Waterfall seat for increased comfort
- Weight capacity 115kg

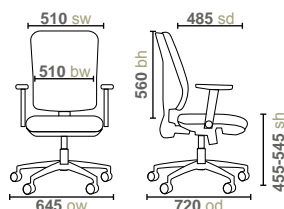


SOF300T1-C £198.00

Mechanism



Dimensions



Finish



Vantage^{PLUS}

Medium and high back operators chair



Vantage Plus is a traditional operators chair offering style, comfort and functionality for all offices. Vantage Plus offers a wide selection of optional arms, many of which are adjustable in height, width or angle in addition to a choice of medium and high backs, making this comfortable operators chair adaptable to virtually any user.

- Medium and high back task chair and matching cantilever visitor chair & draughtmans
- Asynchro mechanism provides free floating back action, lockable seat and back
- Permanent contact back (PCB) allows you to adjust the tilt of the back rest or leave it free floating
- Available with no arms, fixed arms or height adjustable arms
- Weight capacity 150kg
- Matching visitors chair see page 277



VH12-000



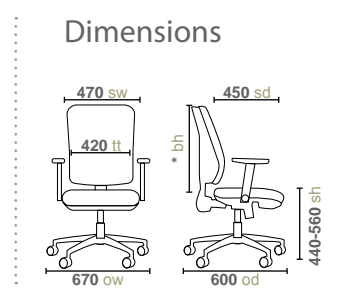
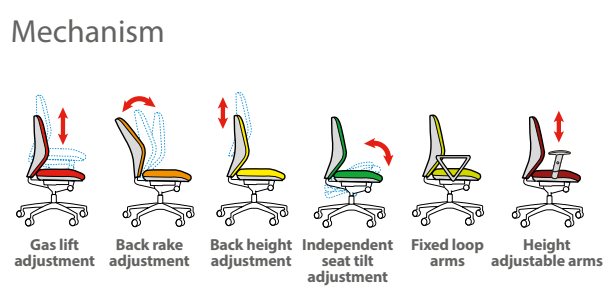
VM10-000



VH21-000

Options	Chrome base	Seat slide	Lumbar
	VM10-C00 +£32.00	VM10-0S0 +£24.00	VM10-00L +£24.00

Medium back - PCB						High back - PCB						High back - Asynchro							
Code	Band A	Band B	Band C	Band D	Band E	Code	Band A	Band B	Band C	Band D	Band E	Code	Band A	Band B	Band C	Band D	Band E		
No arms	VM10-000	£101	£110	£118	£140	£160	VH10-000	£106	£114	£123	£144	£164	VH20-000	£114	£123	£131	£152	£173	No arms
Fixed arms	VM11-000	£114	£123	£131	£152	£173	VH11-000	£118	£127	£135	£156	£177	VH21-000	£127	£135	£144	£164	£185	Fixed arms
Adjustable arms	VM12-000	£131	£140	£148	£168	£190	VH12-000	£135	£144	£152	£173	£194	VH22-000	£144	£152	£160	£181	£202	Adjustable arms



Vantage^{PLUS} Draughtsmans chair



The Vantage Plus draughtsmans chair features an attractive design coupled with an ergonomic seat that provides a high level of comfort. It is the perfect choice for teachers or workers who need to adjust the height and swivel it in any direction in fast-paced environments.

- Folding back rest and chrome foot ring
- Available with no arms or fixed loop arms
- Flexible foam seats for enhanced comfort
- Weight capacity 110kg



VD20-000



VD20-000



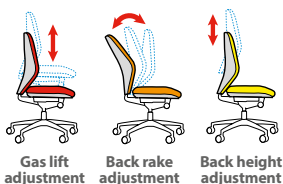
VD21-000

Draughtsmans chair

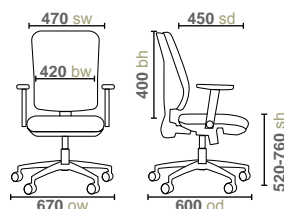


Code	Description	Band A	Band B	Band C	Band D	Band E
VD20-000	No arms	£135.00	£144.00	£152.00	£173.00	£194.00
VD21-000	Fixed arms	£148.00	£156.00	£164.00	£185.00	£207.00
VD22-000	Adjustable arms	£164.00	£173.00	£181.00	£202.00	£224.00

Mechanism



Dimensions



Finish



Vantage 100 2 lever operators chair - PCB



The Vantage 100 fabric chair is a highly versatile office chair suitable for a wide array of different tasks and applications. Designed for users who demand comfort and the ability to tailor functions to fit any environment, the Vantage 100 is the right choice for work stations, collaborative spaces, and everything in between.

- Available with no arms, fixed loop arms or height adjustable arms
- Permanent contact back (PCB) allows you to adjust the tilt of the back rest or leave it free floating
- 5 fabric finishes available from stock
- Weight capacity 115kg



V101-00-R



V100-00-BU



V100-00-B

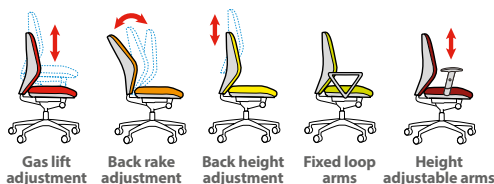
Extra high back

Code	Description	RRP
V100-00	No arms	£96.00
V101-00	Fixed arms	£116.00
V102-00	Adjustable arms	£131.00

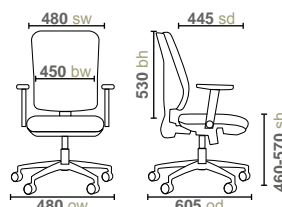


V100-00-K V100-00-B V100-00-BU V100-00-R V100-00-C

Mechanism



Dimensions



Finish



Vantage 200 3 lever operators chair - Asynchro



The Vantage 200 fabric chair is a highly versatile office chair suitable for a wide array of different tasks and applications. Designed for users who demand comfort and the ability to tailor functions to fit any environment, the Vantage 200 is the right choice for work stations, collaborative spaces, and everything in between.

- Available with no arms, fixed loop arms or height adjustable arms
- Asynchro mechanism provides free floating back action, lockable seat and back
- 4 fabric finishes available from stock
- Weight capacity 115kg



V202-00-BU



V200-00-BU



V201-00-BU

Extra high back

Code	Description	RRP
V200-00	No arms	£109.00
V201-00	Fixed arms	£128.00
V202-00	Adjustable arms	£143.00



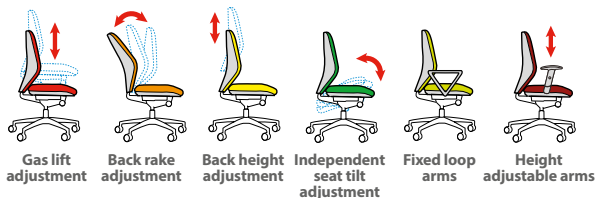
V200-00-K

V200-00-B

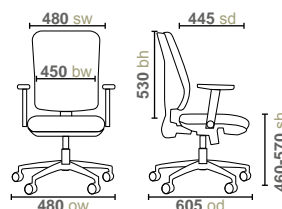
V200-00-BU

V200-00-C

Mechanism



Dimensions



Finish



Bilbao Fabric operators chair



Bilbao is an entry level operators chair with a free floating back, designed for a custom supportive fit that will suit any preference or body type. The gas lift, back height and tilt mechanism are all easily adjusted for enhanced comfort to help the user stay relaxed and maximise productivity throughout the working day.

- Free floating back, lockable with hand wheel
- Sculptured foam seats for enhanced comfort
- Available with no arms, fixed arms or height adjustable arms
- Weight capacity 115kg



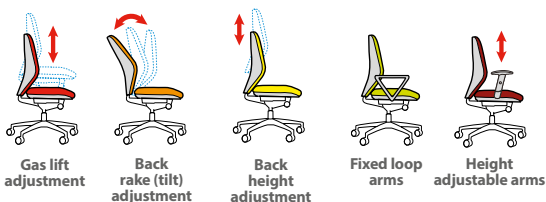
BILB1-C



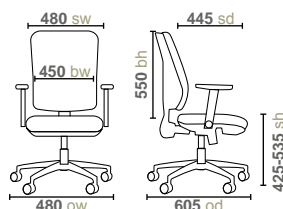
Operator chair

Code	Description	RRP
BILB1	No arms	£81.00
BIL308B1	Fixed arms	£100.00
BIL309B1	Adjustable arms	£116.00

Mechanism



Dimensions



Finish



Bilbao lumbar

Fabric operators chair with lumbar support



The Bilbao operators chair offers more choices than typical operator chairs with a sculptured foam seat, lumbar foam back support and multiple arm options to suit the preferences of office individuals, so you will struggle to find a more comfortable office chair, whilst maintaining a uniform look throughout the office.

- Upholstered fabric operators chair with lumbar support
- Sculptured foam seats for enhanced comfort
- Available with no arms, fixed arms or height adjustable arms
- Weight capacity 115kg



BIL309B1-L-B



BILB1-L-B

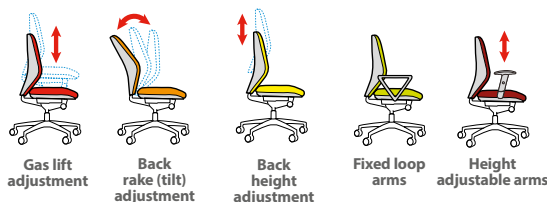


BIL308B1-L-B

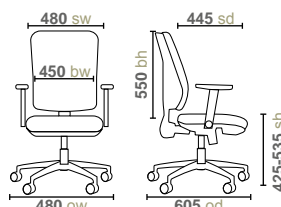
Lumbar operator chair

Code	Description	RRP
BILB1-L	No arms	£86.00
BIL308B1-L	Fixed arms	£108.00
BIL309B1-L	Adjustable arms	£121.00

Mechanism



Dimensions



Finish



Conference & meeting seating

Conferences and meetings are an integral part of any business and the style of a conference room can leave a lasting impression on potential and existing clients. Conference rooms and other meeting areas will benefit from being furnished with high quality, stylish meeting room chairs in order to engage guests and employees.

Our range of conference seating options have been designed to make people feel welcome and focused during meetings and presentations, so key decisions relating to the business can be made in an inspiring and comfortable meeting environment where people can concentrate and absorb the information being delivered.



Limoges

page 272



Cavalier

page 272



Bari

page 273



Noble

page 273



Sefton

page 274



Pocco

page 274



Napier

page 275



Waverley

page 275



Altino

page 276



Vantage mesh

page 276



Solaris

page 277



Vantage^{PLUS}

page 277



Derby

page 278



Tuba

page 278



Tamar

page 279



Dart

page 280



Prague

page 280



Bruges

page 281



Essen

page 281



Unison four

page 282



Unison C

page 283



Note

page 284



Coda

page 285



Taurus

page 286



Taurus

page 287



Conference & meeting chairs

Tuba

Tuba has a polished chrome cantilever frame and is handsomely upholstered for a conference room chair that looks as luxurious as it feels. Available in a choice of full backs or half backs, Tuba will bring the perfect blend of comfort and style to any boardroom, meeting room, conference use or visitor seating.



Tamar

Elegant yet simple in its design, Tamar uses a laminated beech veneer frame to create the perfect traditional conference, meeting or waiting chair. The wide seats, optional armrests, generous padding and full back provide extra comfort to clients and employees in addition to complementing the existing colour scheme.



Unison

Unison offers strong and durable seating options that are both stylish and practical. The angled lines of these meeting room chairs create an unpretentious, contemporary look that blends well with just about any office design and the inclined backrest lets your guests relax and sit in comfort.



Taurus

Taurus stacking chairs offer an attractively sleek and comfortable seating solution for any office meeting room or educational establishment. With an optional chrome frame or black frame, Taurus also has contoured cushions which provide excellent support, with an easy to fit chair link available to connect chair frames.



Limoges

Executive visitors chair

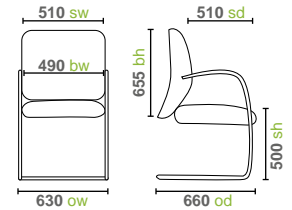


NEW

The Limoges visitors chair has a modern, comfortable and fashionable look. The black leather faced chair complements the chrome detailing on the stylish arms and cantilever frame to create a timeless, modern design that is set to make an impression.

- Black leather faced with chrome cantilever frame
- Stylish polished aluminium fixed arms with black trim
- Weight capacity 115kg

Dimensions



Finish



Black leather faced



LIM100C1 £260.00

Cavalier

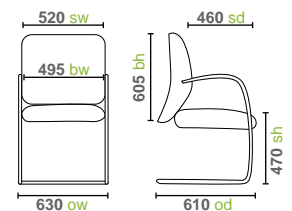
Leather faced visitors chair



The Cavalier visitors chair will make a stunning addition to any conference room or waiting area. The soft, supple leather faced chair is carefully stitched and tufted for plush comfort, which is enhanced by the black cantilever frame.

- Black leather faced with black cantilever frame
- Anti-tilt feet
- Weight capacity 115kg

Dimensions



Finish



Black leather faced

CAV100C1 £121.00

Bari

Faux leather faced visitors chair



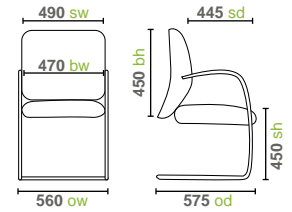
BARI100C1 £246.00

The Bari visitors chair is perfect for adding a touch of style to your office or conference room. The contemporary black ribbed faux leather faced design has chrome arms and a chrome cantilever base that will always looking sleek and stylish.

- Black faux leather with chrome cantilever frame
- Anti-tilt feet
- Weight capacity 115kg



Dimensions



Finish



Black faux leather

Noble

Executive visitors chair



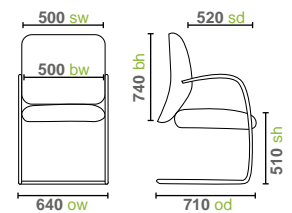
NBO100C1 £160.00

The Noble visitors chair is designed for comfort with a look that would fit any office or conference room. The high back and thick padding covered in soft and supple faux leather looks great with the padded fixed arms featuring black trim to match the chrome cantilever base.

- Black faux leather with chrome cantilever frame
- Anti-tilt feet
- Weight capacity 115kg



Dimensions



Finish



Black faux leather

Sefton

Fabric visitors chair

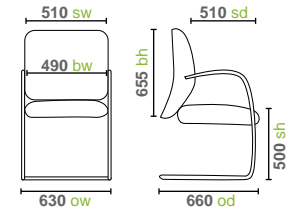


NEW

The Sefton visitors chair has a fully upholstered seat and back fixed on a chrome cantilever frame with adjustable arms for extra comfort

- Fully upholstered seat and back
- Chrome frame
- Adjustable arms
- Weight capacity 110Kg


Dimensions



Code	Description	RRP	Band A	Band B	Band C	Band D	Band E
SEF100C1	Cantilever	£184.00	£200.00	£208.00	£216.00	£228.00	£248.00



Finish



Made to order
Bands A,B,C,D&E

Pocco mesh

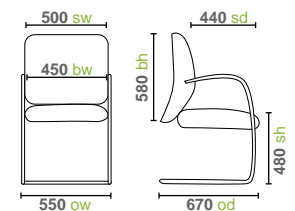
Visitor chair



The Pocco Mesh visitors chair has been designed for the modern hard working office environment. The mesh back improves ventilation and air flow to keep users cool and comfortable.

- Chrome cantilever frame with integrated arms
- CMHR high resilience, flexible foam seats for enhanced comfort
- Weight capacity 110kg

Dimensions



Code	Description	Band A	Band B	Band C	Band D	Band E
PC00-000	Chrome mesh back	£232.00	£240.00	£248.00	£269.00	£291.00



Finish



Made to order
Bands A,B,C,D&E

Napier

Visitors chair



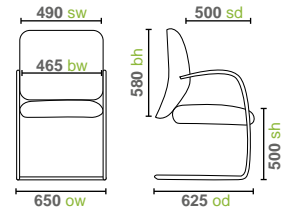
NEW



The Napier visitors chair offers responsive movement and immediate comfort for collaborative work spaces. The breathable nylon mesh back allows increased ventilation to keep the user cool and comfortable throughout the day.

- Mesh back with chrome cantilever frame
- Stylish pivoting arms
- Weight capacity 110kg

Dimensions



Finish



Code	Description	RRP
NAP100C1	Pivot arms	£188.00



Waverley

Visitor chair



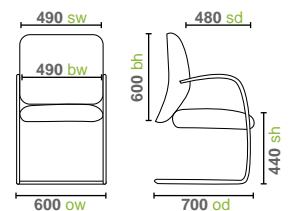
NEW




The Waverley visitors chair distinguishes itself through its high quality and elegant design. The mesh back allows air flow to the users back throughout long meetings throughout the working day.

- Mesh back with chrome cantilever frame
- Multitude of fabric and colour seat options available
- Cold cure moulded foam seat
- Weight capacity 110kg

Dimensions



Finish



Code	Description	RRP	Band A	Band B	Band C	Band D	Band E
WAV100C1	Cantilever	£184.00	£200.00	£208.00	£216.00	£228.00	£248.00



WAV100C1-K

Altino

Visitor Chair

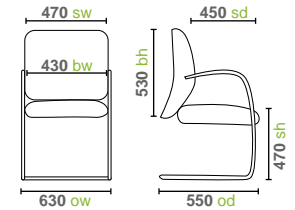


AC01-000

The Altino mesh back visitors chair has a mesh back with fabric seat, cantilever frame and a choice of arm options.

- Mesh back with black cantilever frame
- Available with no arms or fixed arms
- Multitude of fabric seat options

Dimensions



Code	Description	Band A	Band B	Band C	Band D	Band E
AC00-000	No arms	£168.00	£177.00	£185.00	£207.00	£228.00
AC01-000	Fixed arms	£181.00	£190.00	£198.00	£219.00	£240.00



AC01-000



AC00-000

Finish



Made to order
Bands A,B,C,D&E

Vantage mesh

Visitor Chair



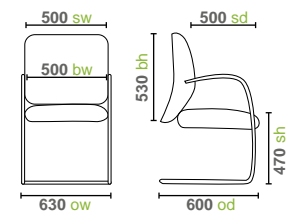
VME101C1-K

NEW

Vantage mesh back visitors offers a stylish back design and comes with fixed arms & chrome base as standard.


- Mesh back with chrome cantilever base
- Fixed arms
- Choice of blue or black fabric

Dimensions



Code	Description	RRP
VME101C1	With arms	£120.00

Finish



VME101C1-B



VME101C1-K

Solaris

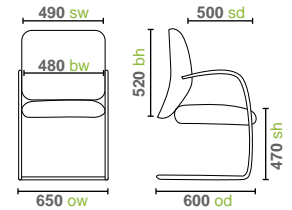
Visitors chair



The Solaris mesh back visitors chair has a stylish injection moulded back with breathable mesh making it ideal for use in boardrooms and meeting rooms.

- Mesh back with chrome cantilever frame
- Fixed arms
- Weight capacity 110kg

Dimensions



Finish



Code	Description	RRP
SOL100C1-K	Fixed arms	£114.00

Vantage^{PLUS}

Visitors chair

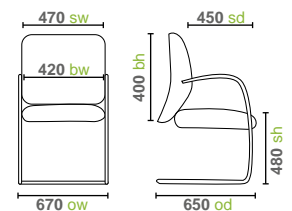


VC00-000

The Vantage Plus visitors chair provides the perfect seating for visitors to the office. Ideal for use in meeting rooms and boardrooms, it has a black cantilever frame and is designed to keep the user comfortable for long periods of time.

- Black cantilever frame with no arms or fixed loop arms
- CMHR high resilience, flexible foam seats for comfort
- Weight capacity 110kg

Dimensions



Code	Description	Band A	Band B	Band C	Band D	Band E
VC00-000	No arms	£135.00	£144.00	£152.00	£173.00	£194.00
VC01-000	Fixed arms	£148.00	£156.00	£164.00	£185.00	£207.00



VC00-000



VC01-000

Finish



Derby

Faux leather visitor Chair

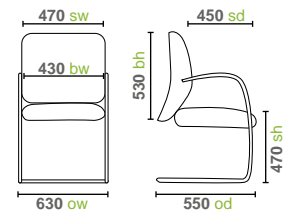


DER100C1-BLK

The Derby visitors chair is an ideal solution for any office or conference room, upholstered in a black faux leather finish with mesh side panels. The waterfall seat and contoured back provide top ergonomic support to complement the chrome cantilever frame.

- Black faux leather with chrome cantilever frame
- Anti-tilt feet
- Weight capacity 115kg

Dimensions



Finish



Black faux leather

Code	Description	RRP
DER100C1-BLK	Visitor chair	£209.00

Tuba

Chrome cantilever conference chair

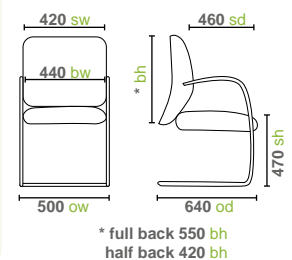


TUB200C1

Tuba has a polished chrome cantilever frame and is handsomely upholstered for a conference room chair that looks as luxurious as it feels. Available in a choice of full backs or half backs, Tuba will bring the perfect blend of comfort and style to any boardroom, meeting room, conference use or visitor seating.

- CMHR high resilience, flexible foam seat backs for comfort
- Multitude of fabric and colour options available
- Weight capacity 115kg full back (110kg half back)

Dimensions



Code	Description	Band A	Band B	Band C	Band D	Band E
TUB100C1	Half back	£168.00	£177.00	£185.00	£207.00	£228.00
TUB200C1	Full back	£194.00	£202.00	£211.00	£232.00	£252.00



TUB200C1

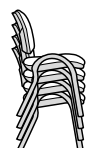


TUB100C1

Finish



Made to order Bands A,B,C,D&E



Stackable



Tamar

Wooden conference chair

Elegant yet simple in its design, Tamar uses a laminated beech veneer frame to create the perfect traditional conference, meeting or waiting chair. The wide seats, optional armrests, generous padding and full back provide extra comfort to clients and employees in addition to complementing the existing colour scheme.

- Available with arms or without arms
- Fully upholstered seat and back with a multitude of fabric and colour options available
- Stackable for space-efficient storage
- Weight capacity 115kg



TAM50001



TAM50004

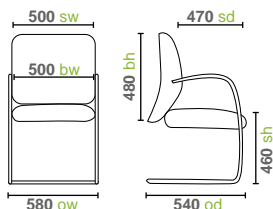


TAM50004

Wooden seating

Code	Description	RRP	Band A	Band B	Band C	Band D	Band E
TAM50001	No arms	£172.00	£185.00	£194.00	£202.00	£211.00	£228.00
TAM50004	Double arms	£180.00	£190.00	£198.00	£207.00	£215.00	£232.00

Dimensions



Finish



Dart

Wooden framed seating



DAR50001



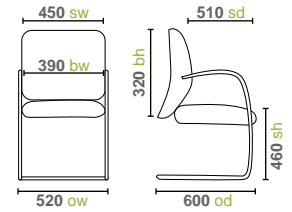
DAR50004

DAR50001

Dart's beech stackable frame provides robust seating whilst maintaining the traditional feel of a wooden meeting chair. The contoured half back meeting chairs are the perfect combination of style, strength and extra comfort, with a beech laminate frame that is classic in design and a rich selection of fabric options available.

- Available with arms or without arms
- Fully upholstered seat and back with a multitude of fabric and colour options available
- Stackable for space-efficient storage
- Weight capacity 115kg

Dimensions



No arms - 390 sw

Wooden seating

Code	Description	Band A	Band B	Band C	Band D	Band E
DAR50001	No arms	£127.00	£135.00	£152.00	£164.00	£177.00
DAR50004	With arms	£127.00	£135.00	£152.00	£164.00	£177.00



Finish



Made to order Bands A,B,C,D&E

Prague

Wooden frame



PRA50001-B



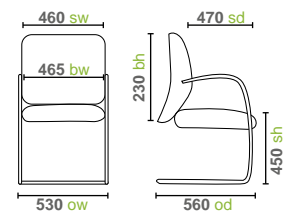
PRA50001-B

PRA50002-C

The Prague chair's sleek curves, combined with a modern aesthetic, make it the perfect addition to any office space. Due to the laminated bent wood frame and clear hard wearing lacquer, you can rest assured that these meeting chairs are built to handle constant, everyday use and comfortable with the thick padded seats.

- Available with arms or without arms
- Fully upholstered seat and back with a multitude of fabric and colour options available
- Stackable up to 5 high for space-efficient storage
- Weight capacity 115kg

Dimensions



Finish



Charcoal fabric C

Blue fabric B

Wooden seating

Code	Description	RRP
PRA50001	With arms	£112.00
PRA50002	No arms	£100.00



Bruge

Faux leather faced



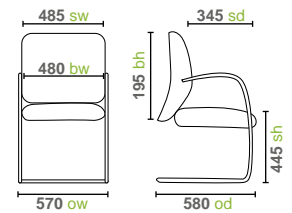
BRU100C1 £297.00 (Box of 2)

The cool, contemporary Bruge meeting chairs are durably constructed for long-term enjoyment and comfort. They have plush faux leather faced half backs and seats which are held firmly in place by a chrome cantilever support system and upholstered armrests for added comfort, so visitors and employees can relax in style.

- Ideal for boardrooms and meeting rooms
- Padded arms for enhanced comfort
- Anti-tilt feet for extra stability
- Weight capacity 115kg
- Priced for box of 2



Dimensions



Finish



Black faux leather

Essen

Leather faced



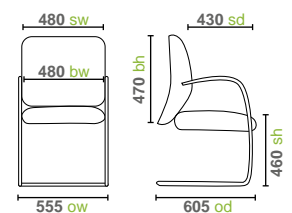
ESS100C2 £134.00

Essen's chrome cantilever frame and black leather faced seat and padded arms offers a sophisticated style with a hint of retro. The smoothly shaped seat and back gently cradle and support the body, providing lateral and lumbar support, with a classic look that will prevent the need to change furniture frequently as styles change.

- Ideal for boardrooms and meeting rooms
- Padded arms for enhanced comfort
- Anti-tilt feet for extra stability
- Weight capacity 115kg



Dimensions



Finish



Black leather faced

Unison four

Plastic with four leg frame



UNS101HC



UNS100HK

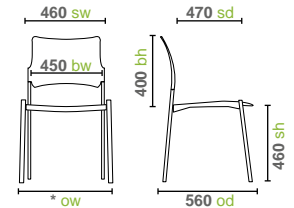


UNS102HC

Unison offers strong and durable seating options that are both stylish and practical. The angled lines of these meeting room chairs create an unpretentious, contemporary look that blends well with just about any office design and the inclined backrest lets your guests relax and sit in comfort.

- Plastic seat and back
- Available with arms, without arms, or with right hand writing tablet
- Weight capacity 110kg

Dimensions

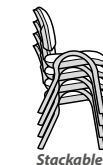


* no arms 530 ow
arms 590 ow
with tablet 620 ow

Finish



Black



Stackable
Not writing tablet

Code	Description	RRP
UNS100HK	Black frame - no arms	£108.00
UNS101HK	Black frame - arms	£125.00
UNS102HK	Black frame - writing tablet	£142.00
UNS100HC	Chrome frame - no arms	£116.00
UNS101HC	Chrome frame - arms	£132.00
UNS102HC	Chrome frame - writing tablet	£151.00

Unison four

Upholstered with four leg frame



UNS302HC



UNS300HK

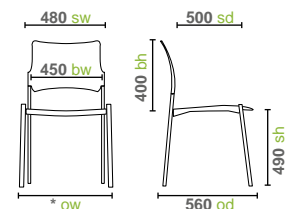


UNS301HC

Unison offers strong and durable seating options that are both stylish and practical. The angled lines of these meeting room chairs create an unpretentious, contemporary look that blends well with just about any office design and the inclined backrest lets your guests relax and sit in comfort.


- Upholstered seat & back
- Available with arms, without arms, or with right hand writing tablet
- Weight capacity 110kg

Dimensions



* no arms 530 ow
arms 590 ow
with tablet 620 ow

Finish



Made to order
Bands A,B,C,D&E



Stackable
Not writing tablet

Code	Description	Band A	Band B	Band C	Band D	Band E
UNS300HK	No arms	£135.00	£144.00	£152.00	£173.00	£194.00
UNS301HK	Arms	£152.00	£160.00	£168.00	£190.00	£211.00
UNS302HK	Writing tablet	£168.00	£177.00	£185.00	£207.00	£228.00
UNS300HC	No arms	£144.00	£152.00	£160.00	£181.00	£202.00
UNS301HC	Arms	£160.00	£168.00	£177.00	£198.00	£219.00
UNS302HC	Writing tablet	£177.00	£185.00	£194.00	£215.00	£236.00

Unison C

Plastic with cantilever frame



UNS100C



UNS101C

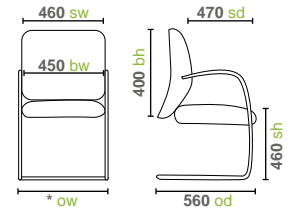


UNS102C

Unison offers strong and durable seating options that are both stylish and practical. The angled lines of these meeting room chairs create an unpretentious, contemporary look that blends well with just about any office design and the inclined backrest lets your guests relax and sit in comfort.

- Plastic seat and back
- Available with arms, without arms, or with right hand writing tablet
- Weight capacity 110kg

Dimensions



* no arms 530 ow
arms 590 ow
with tablet 620 ow

Code	Description	RRP
UNS100C	Chrome frame - no arms	£156.00
UNS101C	Chrome frame - arms	£172.00
UNS102C	Chrome frame - writing tablet	£189.00

Finish



Black



Stackable
Not writing tablet

Unison C

Upholstered with cantilever frame



UNS301C



UNS300C

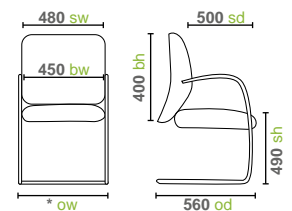


UNS302C

Unison offers strong and durable seating options that are both stylish and practical. The angled lines of these meeting room chairs create an unpretentious, contemporary look that blends well with just about any office design and the inclined backrest lets your guests relax and sit in comfort.

- Upholstered seat & back
- Available with arms, without arms, or with right hand writing tablet
- Weight capacity 110kg

Dimensions



* no arms 530 ow
arms 590 ow
with tablet 620 ow

Code	Description	Finish				
		Band A	Band B	Band C	Band D	Band E
UNS300C	No arms	£181.00	£190.00	£198.00	£219.00	£228.00
UNS301C	Arms	£198.00	£207.00	£215.00	£236.00	£257.00
UNS302C	Writing tablet	£215.00	£224.00	£232.00	£252.00	£274.00

Finish



Made to order
Bands A,B,C,D&E



Stackable
Not writing tablet



Note Multi-purpose stackable chair

Note provides a robust flexible solution to café, training and meeting rooms with its chrome frame, stackable design and plastic/upholstered seating options. Offering a sophisticated style, convenience and durability, these meeting chairs create a look that will blend with any office design, from the classic to the contemporary.

- Plastic seat and back, plastic back & upholstered seat, or upholstered seat & back
- Available with arms, without arms, or with right hand writing tablet
- Stackable for space-efficient storage
- Weight capacity 110kg



NOT100H

NOT101H

NOT102H



NOT200H

NOT201H

NOT202H



NOT300H

NOT301H

NOT302H

Code Description

Plastic seat & back

	RRP
NOT100H No arms	£93.00
NOT101H Arms	£127.00
NOT102H Writing tablet	£144.00

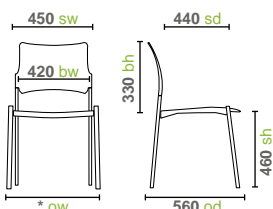
Upholstered seat

	Band A	Band B	Band C	Band D	Band E
NOT200H No arms	£118.00	£127.00	£135.00	£156.00	£177.00
NOT201H Arms	£152.00	£160.00	£168.00	£190.00	£211.00
NOT202H Writing tablet	£168.00	£177.00	£185.00	£207.00	£228.00

Upholstered seat & back


	Band A	Band B	Band C	Band D	Band E
NOT300H No arms	£135.00	£144.00	£152.00	£173.00	£194.00
NOT301H Arms	£168.00	£177.00	£185.00	£207.00	£228.00
NOT302H Writing tablet	£185.00	£194.00	£202.00	£224.00	£244.00

Dimensions

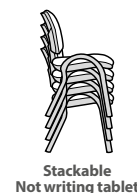


* no arms 520 ow
arms 630 ow
with tablet 680 ow

Finish



Made to order
Bands A,B,C,D&E





Coda Multi purpose fabric stacking chair

Coda is a general use conference room or meeting chair with a chrome frame and padded seat cushions that combine comfort with long lasting durability. With its classic and simple yet stylish, practical design, Coda is suitable for meeting rooms, training rooms, waiting areas and is ideal for high traffic areas.

- CMHR high resilience, flexible foam seats and backs for enhanced comfort
- Multitude of fabric and colour options available
- Stackable for space-efficient storage
- Weight capacity 115kg



COD101H



COD100H

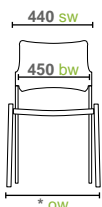


Conference chairs




Code	Description	Band A	Band B	Band C	Band D	Band E
COD100H	No arms	£97.00	£106.00	£114.00	£123.00	£140.00
COD101H	With arms	£114.00	£123.00	£131.00	£140.00	£156.00

Dimensions



* no arms 490 ow
arms 580 ow

Finish



Made to order
Bands A,B,C,D&E



Stackable
Not writing tablet

Taurus Stacking chair – black or chrome frame



TAU40002-B



TAU40005-BU

Taurus stacking chairs offer an attractively sleek and comfortable seating solution for any office meeting room or educational establishment. With an optional chrome frame or black frame, Taurus also has contoured cushions which provide excellent support, with an easy to fit chair link available to connect chair frames.

- Available with arms, without arms, or with right hand writing tablet
- Stackable for space-efficient storage
- Multitude of fabric and colour options available
- Weight capacity 110kg



TAU40003-C



TAU40006-R

Black frame

Code	Description	RRP	Band A	Band B	Band C	Band D	Band E
TAU40002	No arms	£49.00	£64.00	£72.00	£80.00	£93.00	£106.00
TAU40003	With arms	£83.00	£93.00	£101.00	£110.00	£123.00	£135.00
TAU40004	Writing tablet	£104.00	£106.00	£114.00	£123.00	£135.00	£148.00

Chrome frame

Code	Description	RRP	Band A	Band B	Band C	Band D	Band E
TAU40005	No arms	£51.00	£72.00	£80.00	£89.00	£101.00	£123.00
TAU40006	With arms	£84.00	£101.00	£110.00	£118.00	£131.00	£144.00
TAU40007	Writing tablet	£105.00	£114.00	£123.00	£131.00	£144.00	£156.00

Chair link

Code	Description	RRP
TAULINK	Link	£14.00



TAU40004-R

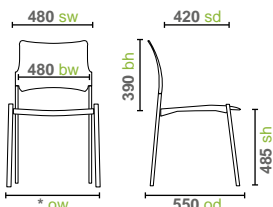


TAU40007-B



Black K Blue B Burgundy BU Charcoal C Red R

Dimensions



* no arms 540 ow
arms 640 ow
with tablet 590 ow

Finish



Made to order Bands A,B,C,D&E



Stackable Not writing tablet

Taurus

Stacking chair – wooden, plastic and mesh



Taurus stacking chairs offer an attractively sleek and comfortable seating solution for any office meeting room or educational establishment. The upholstered Taurus models also have contoured cushions which provide excellent support, with an easy to fit chair link available to connect chair frames.

- Available with arms, without arms, or with right hand writing tablet
- Stackable for space-efficient storage
- Beech, plastic or mesh back options available
- Weight capacity 110kg



TAU40005-W



TAU40006-W



TAU40007-W



TAU40002-PB



TAU40003-PK



TAU40004-PK



TAUMK




TAUMA




TAUMKW


Wooden

Code	Description	RRP	
TAU40005-W	No arms	£67.00	 Beech
TAU40006-W	With arms	£100.00	
TAU40007-W	Writing tablet	£122.00	

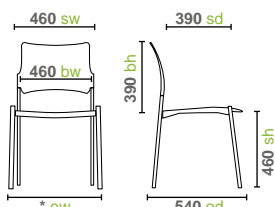
Plastic

Code	Description	RRP	
TAU40002	No arms	£49.00	 Black PK
TAU40003	With arms	£83.00	
TAU40004	Writing tablet	£104.00	

Mesh back





Code	Description	RRP	
TAUMK	No arms	£56.00	 Black
TAUMA	With arms	£112.00	
TAUMKW	Writing tablet	£121.00	

Dimensions



* no arms 540 ow
arms 640 ow
with tablet 590 ow

Finish

Wooden	Plastic	Mesh/black fabric
 Beech	 Black PK	 Blue PB
		 Black



Educational & industrial chairs

Our range of Ergos chairs are specifically design and manufactured for the education market. The one piece design ensures strength and durability for the education environment as well as being certified to the latest UK standards. Select from a choice of sizes to match a variety of age groups.

Prema is a chair and draughtsman's chair with a seat and back manufactured from polyurethane making it cleanable and easy to maintain in the most vigorous of environments.



Ergos
page 290



Prema 200
page 291



Prema 300
page 291



ergos

Educational & Industrial chairs



Ergos Versatile educational chair



With its enviable stacking ability, the versatile Ergos educational chair is a favourite of classrooms, waiting rooms, schools and training facilities. Available in a range of colours, the lightweight and durable plastic seat and back make this chair sturdy enough for any purpose, with an easy to fit link available to connect the chair frames.

- Seven sizes - nursery age through to larger size 7 seat for 16+
- Available in yellow, orange, red, green, blue, grey or silver
- Stackable for space-efficient storage
- Certified to EN1729 parts 1&2

	RRP	depth	width	seat height	Age usage	Chair weight kg
ERG01	£26.00	320	300	270	Nursery	1.15
ERG02	£30.00	360	300	310	4-6	1.21
ERG03	£36.00	490	490	350	6-8	3.21
ERG04	£40.00	490	490	390	8-11	3.41
ERG05	£41.00	500	500	430		4.15
ERG06	£43.00	500	500	460	14-16	4.30
ERG07	£47.00	500	500	510	16+	4.55
ERG06LINK	£47.00					



ERG06LINK
Size 06 with linking option



ERG01

ERG02

ERG03

ERG04

ERG05

ERG06

ERG07



Finish



RAL1021 RAL2004 RAL3000 RAL6029 RAL5010 RAL7035* RAL7037*

*These colours are not available in sizes 1,2,3 & 4
Linking chair is available in RAL5010 & RAL7037 only

Prema 200

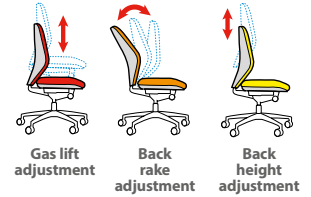
Polyurethane industrial operator chair



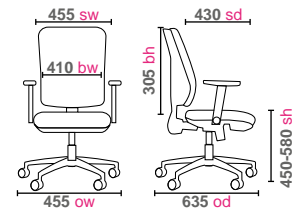
The Prema industrial operator chair is a great entry level laboratory and workplace chair. Featuring a strong polyurethane back with contoured support and a seat which is ideal for easy cleaning. 50mm twin wheel castors.

- Black polyurethane with contoured back support
- Weight capacity 125kg

Mechanism



Dimensions



Code	Description	RRP
PRM200G1	Industrial operator	£165.00

Finish



Black polyurethane

Prema 300

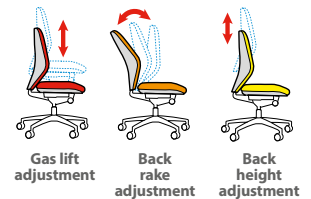
Polyurethane industrial operator chair



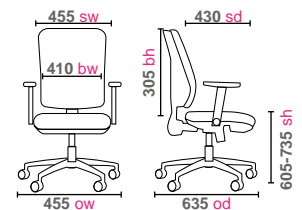
The Prema industrial operator chair is a great entry level laboratory and workplace chair. Featuring a strong polyurethane back with contoured support and a seat which is ideal for easy cleaning. 30mm glides, chrome plated foot ring and extended gas lift

- Black polyurethane with contoured back support
- Extended 355mm gas lift
- 30mm self-levelling glides provide added safety and stability
- Weight capacity 125kg

Mechanism



Dimensions



Code	Description	RRP
PRM300G1	Draughtsmans chair	£184.00

Finish



Black polyurethane

Cafe & dining chairs

Depending on your requirements, café and dining chairs can serve many different purposes. Not all companies have formal canteens but all companies need to get people away from their desks, so bistro style furniture provides the ideal solution for both informal dining areas within the office and dedicated cafeteria style facilities.

Our range of cafe and dining seating is made up of many different styles and finishes, so whether you are looking for a contemporary, designer or traditional look, we have durable, low maintenance, comfortable chairs that add an extra touch of design to any area. Stackable chairs also ensure so you can save space when not using them.



Cafe & dining chairs



Fundamental Dining seating



Fundamental is an economical and practical stackable chair that is ideal for office breakout rooms and dining areas. The Fundamental chair is a simple but modern design that creates a distinctive optical effect of lightness and elegance, offering additional comfort whilst employees dine and gather.

- Durable laminated frame with contoured back to promote healthy posture
- Available with a natural wooden seat and back, half upholstered/half wooden design, or upholstered seat and back option for improved comfort
- Multitude of fabric and colour options available
- Extremely comfortable and adaptable to any environment
- Available as a chair or a stool with chrome finish legs



CH2012-W

HS2010-B

Wood seat and back

Code	Description	RRP
CH2012-B	Beech chair	£64.00
CH2012-W	Walnut chair	£64.00
HS2010-B	Beech Stool	£104.00
HS2010-W	Walnut Stool	£104.00

Upholstered seat

Code	Description	Band A	Band B	Band C	Band D	Band E
CH2012-BUS	Beech chair	£92.00	£100.00	£108.00	£116.00	£124.00
CH2012-WUS	Walnut chair	£92.00	£100.00	£108.00	£116.00	£124.00
HS2010-BUS	Beech Stool	£124.00	£132.00	£140.00	£148.00	£156.00
HS2010-WUS	Walnut Stool	£124.00	£132.00	£140.00	£148.00	£156.00

Fully upholstered

Code	Description	Band A	Band B	Band C	Band D	Band E
CH2012-F	Chair	£100.00	£108.00	£116.00	£124.00	£132.00
HS2010-F	Stool	£132.00	£140.00	£148.00	£156.00	£164.00



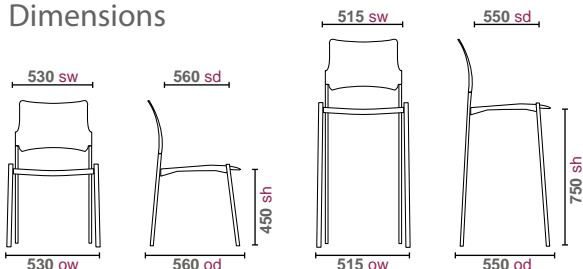
CH2012-F

HS2010-F

HS2010-BUS

CH2012-BUS

Dimensions



Finish



Drop Designer wooden frame dining seating



The modish Drop dining chairs feature contoured seats which are designed for maximum comfort and durability, but which also contribute to the unique appearance. The Drop chairs add elegance and panache to any number of decorating styles, supported by 4 solid wooden legs for added strength.

- Durable laminated wood frame with distinctive beech legs
- Available with a natural plywood seat and back, or upholstered seat and back option for improved comfort
- Contoured upholstered seat and back option for improved comfort
- Multitude of fabric and colour options available
- Gentle flexing backrest that invites relaxing movement when sitting



DROP

DROP-F

Wood seat and back

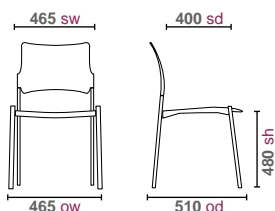
Code	Description	RRP
DROP	Beech chair	£200.00

Fully upholstered

Code	Description	Band A	Band B	Band C	Band D	Band E
DROP-F	Upholstered chair	£250.00	£265.00	£280.00	£300.00	£350.00



Dimensions



Finish



Made to order
Bands A,B,C,D&E

Gecko Shell dining seating



The stylish Gecko dining chairs have a turtle shell design which is designed for maximum comfort and durability due to the easy clean curvaceous shape. Gecko chairs are available in a multitude of colour options to complement the white seat, for a fun and easy match with any decorating style.

- Anthracite, red, blue and orange colour options enhanced by soft ergonomic lines for comfort
- Supported by 4 steel legs for added strength
- Stackable design, with a recyclable polymer body on a radial chrome finish frame
- Available as a chair or a stool
- Ideal for canteens or retail locations



Chair

Code	Description	RRP
CH8301	Stacking chair	£144.00

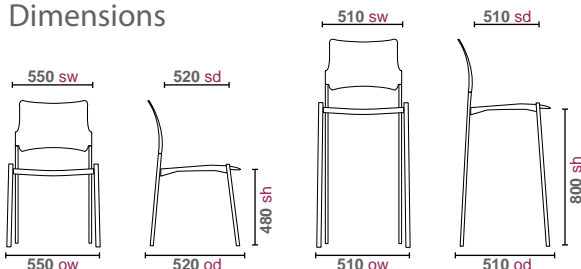
Chair with arms

Code	Description	RRP
AC8301	Stacking arm chair	£180.00

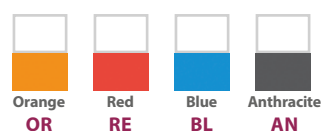
Stool

Code	Description	RRP
HS8301	Stool	£200.00

Dimensions



Finish



Orb Indoor/Outdoor plastic seating



ORB60009-IV

ORB40001-OR


Orb is a classic chair design which will be a stylish upgrade to any office or dining space. Suitable for indoor or outdoor use, this plastic shell chair is available in a selection of colours to create the perfect setting, whilst at the same time offering a robust and attractive cafe chair that is not expensive.

- Black, ivory, green or orange colour plastic shell options
- Supported by 4 aluminium legs for added strength
- Stackable design, with rubber feet
- Available as a chair or a stool
- Ideal for canteens or retail locations

Dimensions

CODE	Seat height	Width	Depth
ORB40001	440	410	400
ORB60009	740	410	400

Finish



Outdoor chair & stool

Code	Description	RRP
ORB40001	Chair	£113.00
ORB60009	Stool	£173.00

Sienna One piece shell chair



SIE50001-B



SIE50001-OR

SIE50001-K

SIE50001-G

Sienna is a moulded plastic dining chair which is a fantastic contemporary choice and would make a stylish addition to any dining facility or café. The curved retro design is available in a selection of colours and is practical and durable due to the easy clean curvaceous surface.

- Blue, orange, black or grey colour plastic shell options
- Supported by 4 chrome plated legs for added strength
- Stackable design, with rubber feet
- Available as a chair or a stool
- Ideal for canteens or retail locations

Dimensions

CODE	Seat height	Width	Depth
SIE50001	475	455	500

Finish



Shell chair

Code	Description	RRP
SIE50001	4 x one piece chair	£282.00



Reception & soft seating

Upholstered reception and soft seating are designed to bring a more varied approach to social areas and help to create relaxed working environments where people can go for some time away from their desk, meet and collaborate or bring their laptop with them to work away from the distractions of phones and colleagues.

The reception area is also considered by many to be one of the most important parts of an office when it comes to impressing new clients, and we can offer a huge choice of colours, fabrics and styles that can be used to bring the corporate palette into the office interior, create a cohesive look or even zone different areas.



Nera
page 304



Groove
page 306



Alto
page 307



Otis
page 308



Medley
page 309



Celestra
page 310



Slender
page 311



Tanto
page 312



London
page 313



Yealm
page 314



Meavy
page 315



Benotto
page 316



Linear
page 317



Helsinki
page 318



Lyric
page 319



Lyric modular
page 320



Encore
page 321



Encore pod
page 322

Reception & soft seating



Otis

With sophisticated design styling, Otis features voluminous curves for a soft and stylish profile. The upholstered tub style chair has angled sides which offer a relaxing and comfortable seating solution for staff during the working day, and the distinctive, diagonal four-legged chrome frame complements the curvature of the chair back to perfection.



Yealm

Yealm is a stylish reception soft seating solution with a curved laminated frame and ergonomic back design that allows visitors to wait in comfort whenever they visit the office. This modular seating solution comes with a solid wood top table and a selection of fabric options, so you can custom design the seats to fit your office perfectly.



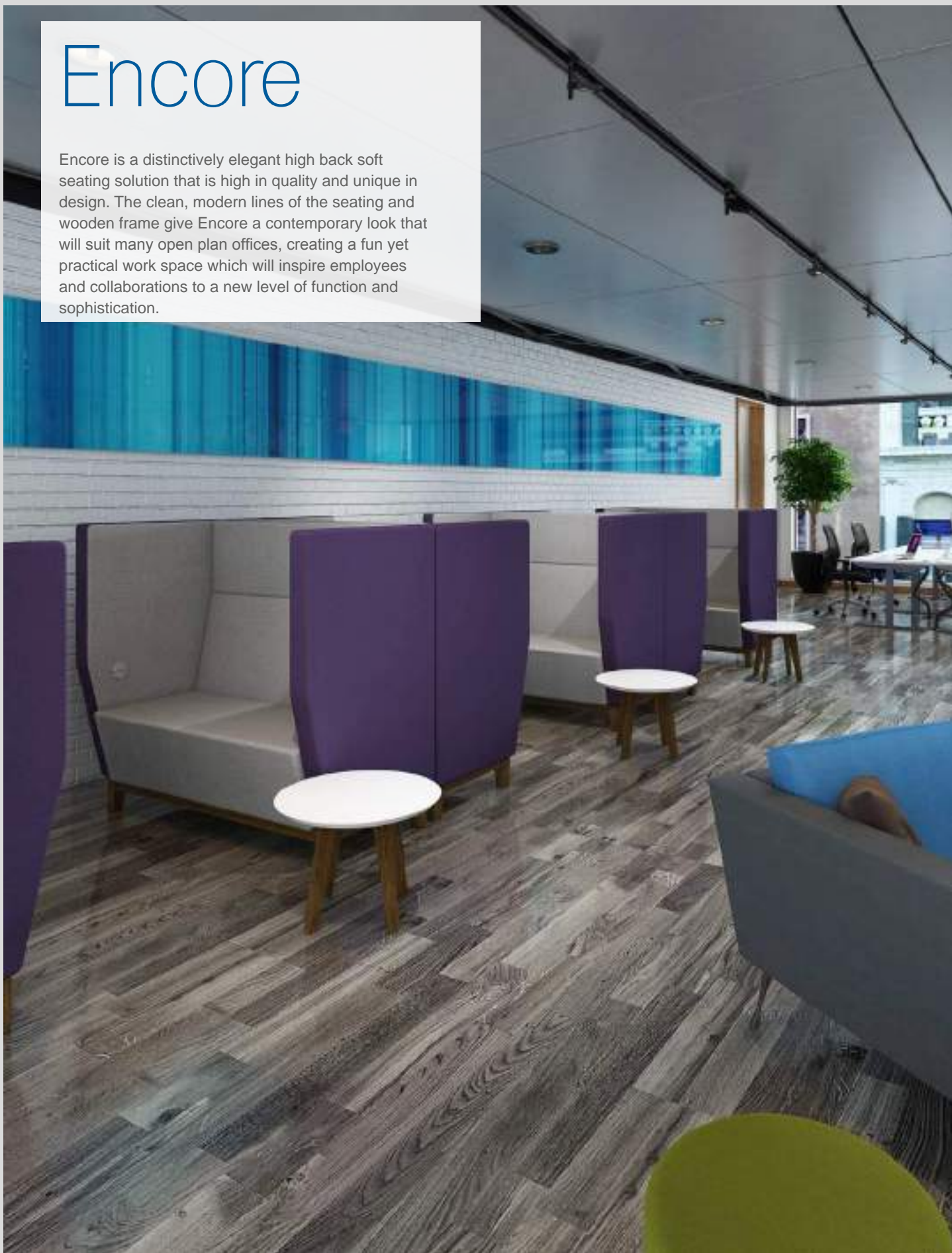
Lyric

Lyric is a modern and stylish upholstered sofa designed to provide employees with an area to unwind together and build good working relationships, or for visitors to rest in comfort. The clean lines and functionality make Lyric an ideal choice for breakout spaces and reception areas, where the extensive range of fabrics and finishes can create a relaxed and unique environment.



Encore

Encore is a distinctively elegant high back soft seating solution that is high in quality and unique in design. The clean, modern lines of the seating and wooden frame give Encore a contemporary look that will suit many open plan offices, creating a fun yet practical work space which will inspire employees and collaborations to a new level of function and sophistication.

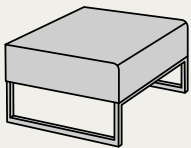




Nera is one of the most versatile soft seating ranges available, offering a completely flexible solution for any breakout area. The simple, smart components of the Nera range can be used individually or arranged in a variety of dynamic configurations, making it the ideal collection for informal meetings and all working environments now and in the future.

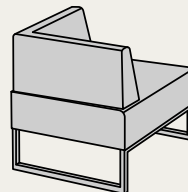
- Extra deep high density foam seats for durability and comfort
- Versatile and easy to re-configure to suit all work spaces
- Comprehensive choice of fabrics with two-tone options
- Frame available in satin silver -S or chrome effect -C paint finishes
- Tables with MDF top and straight edge stained to match

NERA-S Single bench




Dimensions✂️.....			
Overall Height	430	<i>Band A</i>	<i>Band B</i>	<i>Band C</i>
Overall Depth	700	£184.00	£192.00	£208.00
Overall Width	700			
Seat Height	430	<i>Band D</i>	<i>Band E</i>	
Seat Depth	700	£232.00	£248.00	
Seat Width	700			

NERA-S-BRA Single bench with back and right arm




Dimensions✂️.....			
Overall Height	790	<i>Band A</i>	<i>Band B</i>	<i>Band C</i>
Overall Depth	700	£332.00	£360.00	£384.00
Overall Width	700			
Seat Height	430	<i>Band D</i>	<i>Band E</i>	
Seat Depth	510	£440.00	£512.00	
Seat Width	510			

NERA-S-B Single bench with back



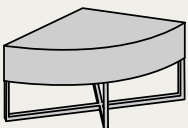
Dimensions✂️.....			
Overall Height	790	<i>Band A</i>	<i>Band B</i>	<i>Band C</i>
Overall Depth	700	£256.00	£292.00	£316.00
Overall Width	700			
Seat Height	430	<i>Band D</i>	<i>Band E</i>	
Seat Depth	510	£356.00	£392.00	
Seat Width	700			

NERA-S-BLA Single bench with back and left arm



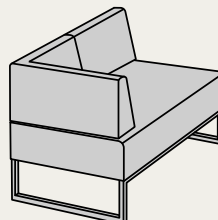
Dimensions✂️.....			
Overall Height	790	<i>Band A</i>	<i>Band B</i>	<i>Band C</i>
Overall Depth	700	£332.00	£360.00	£384.00
Overall Width	700			
Seat Height	430	<i>Band D</i>	<i>Band E</i>	
Seat Depth	510	£440.00	£512.00	
Seat Width	510			

NERA-Q Corner unit



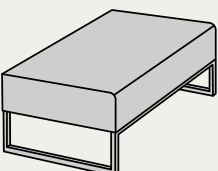
Dimensions✂️.....			
Overall Height	430	<i>Band A</i>	<i>Band B</i>	<i>Band C</i>
Overall Depth	700	£184.00	£192.00	£208.00
Overall Width	700			
Seat Height	430	<i>Band D</i>	<i>Band E</i>	
Seat Depth	700	£232.00	£248.00	
Seat Width	700			

NERA-D-BBRA Double bench with double back and right arm



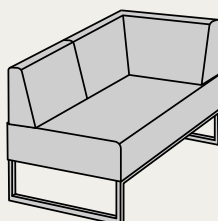
Dimensions✂️.....			
Overall Height	790	<i>Band A</i>	<i>Band B</i>	<i>Band C</i>
Overall Depth	700	£520.00	£580.00	£612.00
Overall Width	1400			
Seat Height	430	<i>Band D</i>	<i>Band E</i>	
Seat Depth	510	£680.00	£796.00	
Seat Width	1210			

NERA-D Double bench



Dimensions✂️.....			
Overall Height	430	<i>Band A</i>	<i>Band B</i>	<i>Band C</i>
Overall Depth	700	£280.00	£296.00	£316.00
Overall Width	1400			
Seat Height	430	<i>Band D</i>	<i>Band E</i>	
Seat Depth	700	£352.00	£380.00	
Seat Width	1400			

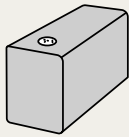
NERA-D-BBLA Double bench with double back and left arm



Dimensions✂️.....			
Overall Height	790	<i>Band A</i>	<i>Band B</i>	<i>Band C</i>
Overall Depth	700	£520.00	£580.00	£612.00
Overall Width	1400			
Seat Height	430	<i>Band D</i>	<i>Band E</i>	
Seat Depth	510	£680.00	£796.00	
Seat Width	1210			

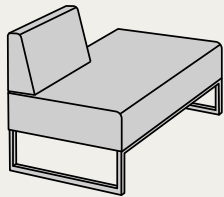


NERA-PU Power unit, 1 x 13A plug plus USB



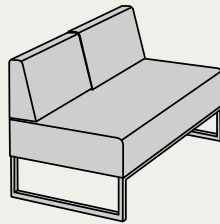
Dimensions ✂			
Overall Height	430	<i>Band A</i>	<i>Band B</i>	<i>Band C</i>
Overall Depth	700	£360.00	£368.00	£376.00
Overall Width	250	<i>Band D</i>	<i>Band E</i>	
		£400.00	£472.00	

NERA-D-RB Double bench with right hand back



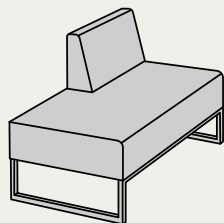
Dimensions ✂			
Overall Height	790	<i>Band A</i>	<i>Band B</i>	<i>Band C</i>
Overall Depth	700	£360.00	£400.00	£432.00
Overall Width	1400	<i>Band D</i>	<i>Band E</i>	
Seat Height	430	£472.00	£528.00	
Seat Depth	510-700			
Seat Width	1400			

NERA-D-BB Double bench with double back



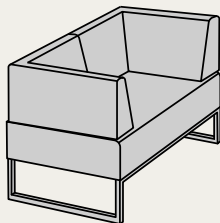
Dimensions ✂			
Overall Height	790	<i>Band A</i>	<i>Band B</i>	<i>Band C</i>
Overall Depth	700	£420.00	£480.00	£528.00
Overall Width	1400	<i>Band D</i>	<i>Band E</i>	
Seat Height	430	£580.00	£660.00	
Seat Depth	510			
Seat Width	1400			

NERA-D-LB Double bench with left hand back



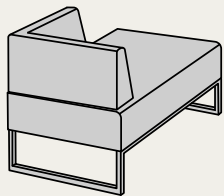
Dimensions ✂			
Overall Height	790	<i>Band A</i>	<i>Band B</i>	<i>Band C</i>
Overall Depth	700	£360.00	£400.00	£432.00
Overall Width	1400	<i>Band D</i>	<i>Band E</i>	
Seat Height	430	£472.00	£528.00	
Seat Depth	510-700			
Seat Width	1400			

NERA-D-BRABLA Double bench with double back and 2 arms



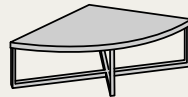
Dimensions ✂			
Overall Height	790	<i>Band A</i>	<i>Band B</i>	<i>Band C</i>
Overall Depth	700	£560.00	£616.00	£672.00
Overall Width	1400	<i>Band D</i>	<i>Band E</i>	
Seat Height	430	£788.00	£880.00	
Seat Depth	510			
Seat Width	1020			

NERA-D-BRA Double bench with right hand back and arm



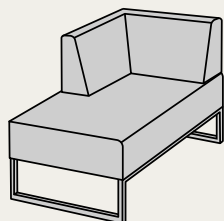
Dimensions ✂			
Overall Height	790	<i>Band A</i>	<i>Band B</i>	<i>Band C</i>
Overall Depth	700	£440.00	£480.00	£512.00
Overall Width	1400	<i>Band D</i>	<i>Band E</i>	
Seat Height	430	£552.00	£608.00	
Seat Depth	510-700			
Seat Width	1210			

NERA-Q-TABLE Corner unit with 25mm MDF top



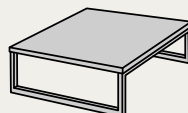
Dimensions ✂		
Overall Height	240	Three top finish options	
Overall Depth	700	£190.00	
Overall Width	700	-1 White top	
		-2 Summer oak top	
		-3 Biella walnut top	

NERA-D-BLA Double bench with left hand back and arm



Dimensions ✂			
Overall Height	790	<i>Band A</i>	<i>Band B</i>	<i>Band C</i>
Overall Depth	700	£440.00	£480.00	£512.00
Overall Width	1400	<i>Band D</i>	<i>Band E</i>	
Seat Height	430	£552.00	£608.00	
Seat Depth	510-700			
Seat Width	1210			

NERA-S-TABLE Coffee table with 25mm MDF top



Dimensions ✂		
Overall Height	240	Three top finish options	
Overall Depth	700	£220.00	
Overall Width	700	-1 White top	
		-2 Summer oak top	
		-3 Biella walnut top	



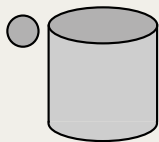
Groove breakout seating provides a flexible and informal seating solution for a wide range of environments. Available in a multitude of shapes, sizes and finishes, and with endless permutations, Groove interlinking seating can add colour, fun and inspiration to breakout areas and offices.

- Use on their own or mix with other seating ranges
- Easy to move and re-configure to suit different environments
- Deep-foamed seats offering enhanced comfort within relaxation areas
- Comprehensive choice of fabrics with two-tone options

Chair

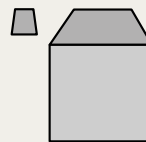
Code	Description	Band A	Band B	Band C	Band D	Band E
GR01	Bubble	£124.00	£140.00	£156.00	£176.00	£192.00
GR02	Square	£124.00	£140.00	£156.00	£176.00	£192.00
GR03	Brick	£220.00	£256.00	£272.00	£312.00	£344.00
GR04	Trapezoid	£140.00	£152.00	£168.00	£184.00	£200.00
GR05	Diamond	£140.00	£152.00	£168.00	£184.00	£200.00
GR06	Hexagon	£152.00	£176.00	£200.00	£220.00	£240.00
GR07	Wedge	£280.00	£320.00	£336.00	£384.00	£424.00

GR01 Bubble shape (cylinder)



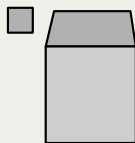
Dimensions
 Overall Height 430
 Overall Depth 410
 Overall Width 410

GR04 Trap shape (trapezoid)



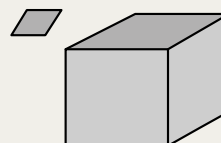
Dimensions
 Overall Height 430
 Overall Depth 460
 Overall Width 510

GR02 Square shape (cube)



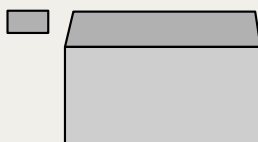
Dimensions
 Overall Height 430
 Overall Depth 410
 Overall Width 410

GR05 Diamond shape (parallelogram)



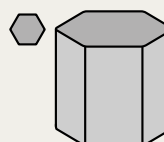
Dimensions
 Overall Height 430
 Overall Depth 580
 Overall Width 720

GR03 Brick shape (cuboid)



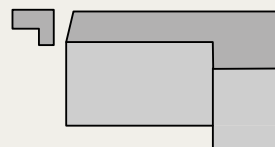
Dimensions
 Overall Height 430
 Overall Depth 410
 Overall Width 910

GR06 Hexagon shape (hexagonal prism)



Dimensions
 Overall Height 430
 Overall Depth 460
 Overall Width 530

GR07 Wedge shape (L-shape)



Dimensions
 Overall Height 430
 Overall Depth 820
 Overall Width 1200

Finish



Made to order
 Bands A,B,C,D&E



Alto is a modular range of reception furniture that can be customised to fit the specific needs of the modern office, providing comfortable office seating for visitors while they wait. The flexibility of the modular components with curved, straight, left and right hand options allows for multiple configurations without sacrificing on style.

- Simple, versatile selection of shapes for large and small footprints
- Easy to move and re-configure to suit different environments
- Deep-foamed seats offering enhanced comfort within relaxation areas
- Comprehensive choice of fabrics with two-tone options



ALT50001



ALT50002



ALT50004



ALT50005



ALT50006



ALT50008

Modular reception seating



Code	Description	RRP	Band A	Band B	Band C	Band D	Band E
ALT50001	No arms	£159.00	£176.00	£208.00	£228.00	£240.00	£280.00
ALT50002	Concave	£164.00	£184.00	£216.00	£236.00	£248.00	£288.00
ALT50004	Arm chair	£241.00	£264.00	£324.00	£372.00	£388.00	£440.00
ALT50005	Left arm	£211.00	£244.00	£284.00	£316.00	£344.00	£380.00
ALT50006	Right arm	£211.00	£244.00	£284.00	£316.00	£344.00	£380.00
ALT50008	Table	£95.00	£108.00	£124.00	£132.00	£140.00	£160.00

Dimensions

Code	Overall depth	Overall width	Back width	Back height	Seat height	Seat depth	Seat width
ALT50001	640	580	580	360	420	490	580
ALT50002	640	560	480	360	420	490	260-480
ALT50004	640	770	580	360	420	490	580
ALT50005	640	675	580	360	420	490	580
ALT50006	640	675	580	360	420	490	580
ALT50008	620	620	n/a	n/a	n/a	n/a	n/a

Finish





With sophisticated design styling, Otis features voluminous curves for a soft and stylish profile. The upholstered tub style chair has angled sides which offer a relaxing and comfortable seating solution and the distinctive, diagonal four-legged chrome frame complements the matching coffee table to perfection.

- Elegant, flowing lines with a durable laminated interior frame
- Polished chrome finish four-leg design with floor protectors
- Comprehensive choice of fabrics with two-tone options
- Ideal around a coffee table in a reception or waiting area
- 600mm diameter coffee table with MDF top and straight edge stained to match top



Chair



Code	Description	Band A	Band B	Band C	Band D	Band E
OTIS01	Tub chair	£400.00	£416.00	£460.00	£496.00	£536.00

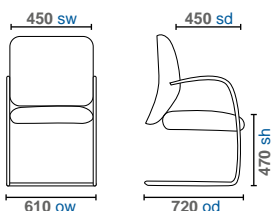


Coffee table

Code	Description	RRP
OTIS01-CT-1	White top	£140.00
OTIS01-CT-2	Summer oak top	£140.00
OTIS01-CT-3	Biella walnut top	£140.00



Dimensions



Finish



Made to order
Bands A,B,C,D&E

Medley Versatile lounge seating



Medley is a funky, versatile and functional collection of lounge soft seating that is adaptable to multiple environments and spatial needs. Available in choice of fabric finishes and frame styles, Medley's back to basics design is ideal for adding a touch of colour to any office space and looking contemporary, vibrant and chic.

- Generous internal seat size with durable high density foam
- Multitude of fabric and colour options available
- Choice of height adjustable swivel base or chrome wire frame
- Ideal for receptions, waiting rooms and breakout areas
- Double curve internal laminated wood shell



Chair

Code	Description	Band A	Band B	Band C	Band D	Band E
MED01	Sled frame	£236.00	£248.00	£264.00	£288.00	£312.00
MED02	Swivel base	£300.00	£312.00	£328.00	£352.00	£376.00
MED03	Stool	£208.00	£224.00	£236.00	£252.00	£264.00

MED01 Lounge chair with sled leg frame




Dimensions	
Overall Height	720
Overall Depth	630
Overall Width	610
Seat Height	405
Seat Depth	430
Seat Width	610

MED02 Lounge chair with 4 star swivel base



Dimensions	
Overall Height	720-850
Overall Depth	600
Overall Width	610
Seat Height	380-510
Seat Depth	430
Seat Width	610

MED03 Stool with sled frame



Dimensions	
Overall Height	970
Overall Depth	500
Overall Width	500
Seat Height	790
Seat Depth	380
Seat Width	500

Finish



Made to order
Bands A, B, C, D & E

Celestra Upholstered tub chairs



Celestra reception chairs are ideal for providing a place to sit and wait for visitors before an appointment, offering clean, comfortable seating. The best luxury comes not only from quality material but also from an ergonomic design that supports the back, looks good and makes visitors feel welcome.

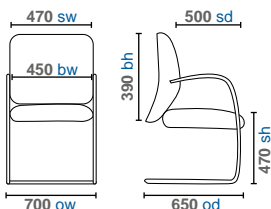
- Single tub chair with high arms
- Multi-use compact design
- Multitude of fabric and colour options available
- Ideal around a coffee table in a reception or waiting area



Tub chair

Code	Description	Band A	Band B	Band C	Band D	Band E
CEL50001	Single tub chair	£295.00	£336.00	£370.00	£442.00	£484.00

Dimensions



Finish



Made to order
Bands A,B,C,D&E

Slender Fabric reception tub seating



Slender is a clean, attractive soft seating solution that can add to the welcoming atmosphere of any reception area, allowing visitors to feel at ease while they wait. The conveniently sized one and two seater tub chairs are fully upholstered and available in different colour and fabric options to match any existing office colour scheme.

- Available in 1 and 2 seater combinations
- Multitude of fabric and colour options available
- Curved, contoured backs for enhanced comfort
- Matching feet options to glide across the floor



Tub chairs



Dimensions

Code	Description	RRP	Band A	Band B	Band C	Band D	Band E	Code	Overall depth	Overall width	Back width	Back height	Seat height	Seat depth	Seat width
SLE50001	Tub chair	£266.00	£280.00	£312.00	£344.00	£380.00	£416.00	SLE50001	580	620	630	330	430	500	500
SLE50002	2 seater	£416.00	£428.00	£472.00	£528.00	£560.00	£616.00	SLE50002	600	1225	1000	330	430	540	1120

Finish



Tanto

Traditional stylish seating



Tanto is a range of soft seating that can easily adapt to all spaces due to its aesthetic simplicity, smooth curves and generous proportions. Often situated in reception areas, Tanto is equally at home in informal meeting spaces, private offices and breakout spaces, offering employees and visitors alike a comfortable seating experience, without compromising on style.

- Luxurious deep-foamed seat for added comfort
- Comprehensive choice of fabrics with two-tone options
- Polished chrome finish legs with floor protectors



Tub chairs

Code	Description	Band A	Band B	Band C	Band D	Band E
TAN50001	Tub chair	£440.00	£500.00	£560.00	£600.00	£672.00
TAN50002	2 seater	£660.00	£720.00	£760.00	£880.00	£980.00

Dimensions

Code	Overall depth	Overall width	Overall height	Seat height	Seat depth	Seat width
TAN50001	700	650	860	450	510	500
TAN50002	700	1250	860	450	510	500

Finish



Made to order
Bands A,B,C,D&E

London Faux leather reception tub seating



London is an attractive, faux leather seating solution where versatility and comfort are a top priority. Not only do the conveniently sized one and two seater tub chairs allow for many placement options within a reception area, but the sturdy construction ensures that these attractive chairs will grace any office for years to come.

- Available in 1 and 2 seater combinations
- Black faux leather, deep padded seats
- Curved, contoured backs for enhanced comfort
- Matching feet options to glide across the floor



Tub chairs

Code	Description	RRP
LON50001	Tub chair	£252.00
LON50002	2 seater	£388.00

Dimensions

Code	Overall depth	Overall width	Back width	Back height	Seat height	Seat depth	Seat width
LON50001	670	670	460	340	430	490	460
LON50002	670	1185	980	340	430	490	980

Finish



Black faux leather



YEA50001-C

Yealm is a stylish reception soft seating solution with a curved laminated wooden frame and ergonomic back design that allows visitors to wait in comfort whenever they visit the office. This modular seating solution comes with a solid wood top table and a selection of fabric options, so you can custom design the seats to fit your office perfectly.

- Elegant, flowing lines with a laminated wooden frame
- Low arm, high arm, left hand and right hand seating options
- Multitude of fabric and colour options available
- Ideal around the matching coffee table in a reception or waiting area



YEA50005-C



YEA50006-C



YEA50004-C



YEA50008

Modular reception seating



Code	Description	RRP	Band A	Band B	Band C	Band D	Band E
YEA50001	No arms	£216.00	£224.00	£240.00	£257.00	£278.00	£308.00
YEA50005	Left arm	£216.00	£228.00	£244.00	£261.00	£278.00	£312.00
YEA50006	Right arm	£216.00	£228.00	£244.00	£261.00	£278.00	£312.00
YEA50004	Double arms	£222.00	£232.00	£248.00	£265.00	£286.00	£316.00
YEA50008	Table	£151.00					

Dimensions

Code	Overall depth	Overall width	Back width	Back height	Seat height	Seat depth	Seat width
YEA50001	570	540	460	510	380	460	460
YEA50005	570	540	460	510	380	460	460
YEA50006	570	540	460	510	380	460	460
YEA50004	570	540	460	510	380	460	460
YEA50008	380	410	910	n/a	n/a	n/a	n/a

Finish



Meavy Wooden frame waiting chair



MEA50002



MEA50004



MEA50001

Meavy chairs combine the beauty of high quality upholstery and the strength of a solid beech wooden frame for a stylish yet durable seating option. With both arm and armless options available, the chair's simple, classic design allows it to complement any office environment and keep visitors comfortable and relaxed.

- Elegant, flowing lines with a solid beech frame
- Low arm and high arm, 1 and 2 seater combinations
- Multitude of fabric and colour options available
- Ideal around a coffee table in a reception or waiting area

Modular reception seating



Code	Description	RRP	Band A	Band B	Band C	Band D	Band E
MEA50001	No arms	£224.00	£224.00	£244.00	£265.00	£282.00	£303.00
MEA50004	Double arms	£232.00	£236.00	£252.00	£274.00	£291.00	£312.00
MEA50002	Double seater	£361.00	£358.00	£370.00	£404.00	£454.00	£496.00

Dimensions

Code	Overall depth	Overall width	Back width	Back height	Seat height	Seat depth	Seat width
MEA50001	720	520	470	470	470	510	470
MEA50004	720	570	470	470	470	510	470
MEA50002	720	1050	940	470	470	510	940

Finish



Benotto Faux leather reception tub seating



BEN50001



BEN50002



BEN50003

Benotto has a wrap-around seating design that provides the comfort employees and visitors desire, and you can also rest assured knowing that you can rely on its style and durability for many years. The square stainless steel frame and cylindrical legs add a touch of modernism to these comfortable, stylish faux leather chairs.

- Available in 1, 2 and 3 seater combinations
- Curved, padded wrap around sides and back rest
- Square underframe with cylindrical leg design
- Durable leather effect upholstery with deep cushioned seats

Tub chairs

Code	Description	RRP
BEN50001	Tub chair	£332.00
BEN50002	2 seater	£469.00
BEN50003	3 seater	£607.00

Dimensions

Code	Overall depth	Overall width	Back width	Back height	Seat height	Seat depth	Seat width
BEN50001	680	720	560	320	430	510	560
BEN50002	680	1270	1060	320	430	510	1060
BEN50003	680	1770	1560	320	430	510	1560

Finish



Black faux leather

Linear

Faux leather reception tub seating



The attractive Linear faux leather seating has a simple, yet strikingly elegant design that is versatile enough to easily blend into traditional or modern office settings. The tapered arm supports complement the stylish v-shaped stainless steel legs, making this seating solution the perfect option for any office reception area.

- Available in 1, 2 and 3 seater combinations
- Mid-height padded back and tapered arm supports
- Innovative v-shaped stainless steel leg design
- Durable leather effect upholstery with deep cushioned seats

Tub chairs

Code	Description	RRP
LNE50001	Tub chair	£332.00
LNE50002	2 seater	£494.00
LNE50003	3 seater	£637.00

Dimensions

Code	Overall depth	Overall width	Back width	Back height	Seat height	Seat depth	Seat width
LNE50001	740	830	620	260	420	500	500
LNE50002	740	1340	1130	260	420	500	1130
LNE50003	740	1820	1620	260	420	500	1610

Finish



Black faux leather

Helsinki Leather faced reception seating



HEL50001



HEL50002



HEL50004

The large, comfortable and luxurious Helsinki reception chairs will make lovely additions to any office or reception area. The deep padded seats and backs offer unmatched comfort and support for both employees and visitors sitting for extended periods of time, whilst at the same time adding a look of modern sophistication.

- Available in 1, 2 and 3 seater combinations
- Square reception chairs with a matching reception table
- Epoxy coated square section steel frame
- Durable leather faced upholstery with deep cushioned seats

Tub chairs

Code	Description	RRP
HEL50001	Tub chair	£382.00
HEL50002	2 seater	£558.00
HEL50004	3 seater	£811.00
HEL50003	Table	£149.00

Dimensions

Code	Overall depth	Overall width	Back width	Back height	Seat height	Seat depth	Seat width
HEL50001	710	800	555	395	455	525	555
HEL50002	710	1340	1105	395	455	525	1105
HEL50004	710	1880	1640	395	455	525	1640

Finish



Black leather faced



Lyric is a modern and stylish upholstered sofa designed to provide employees with an area to unwind together and build good working relationships, or for visitors to rest in comfort. The clean lines and functionality make Lyric an ideal choice for breakout spaces and reception areas, where the extensive range of fabrics and finishes can create a relaxed and unique environment.

- 1, 2 and 3 seater combinations with two-tone fabric options
- Durable hardwood frame, fully sprung seats for maximum comfort
- Distinctive polished chrome finish or solid oak tapered legs



Priced with metal legs. For wooden legs suffix **(WF)** and add **£100** per unit

Modular reception seating - metal legs

Dimensions


Code	Description	Band A	Band B	Band C	Band D	Band E
LYR50001	Arm chair	£600.00	£632.00	£672.00	£768.00	£840.00
LYR50002	2 seater	£784.00	£880.00	£912.00	£1040.00	£1160.00
LYR50003	3 seater	£1000.00	£1120.00	£1200.00	£1320.00	£1480.00

Code	Overall depth	Overall width	Overall height	Seat height	Seat depth	Seat width
LYR50001	820	900	790	420	510	600
LYR50002	820	1450	790	420	510	1160
LYR50003	820	2010	790	420	510	1720

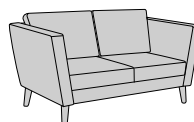
Finish



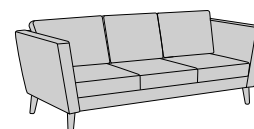
Made to order
Bands A,B,C,D&E



LYR50001



LYR50002



LYR50003

Lyric modular Modular soft seating



Lyric Modular allows you to add and remove individual elements of the soft seating with ease to create a bespoke piece of furniture that can easily be re-sized to suit any office space, large or small. The Lyric Modular upholstered sofa is ideal for providing employees with an area to relax, whilst maintaining a business feel and providing a level of comfort that lends itself to informal get togethers.

- Easy to re-configure to suit all work spaces, two-tone fabric options
- Durable hardwood frame, fully sprung seats for maximum comfort
- Distinctive polished chrome finish or solid oak tapered legs



Priced with metal legs. For wooden legs suffix **(WF)** and add **£100** per unit

Modular reception seating - metal legs

Dimensions


Code	Description	Band A	Band B	Band C	Band D	Band E
LYRC	Corner unit	£516.00	£600.00	£616.00	£692.00	£796.00
LYRNA	Chair no arms	£360.00	£400.00	£440.00	£480.00	£528.00
LYRRA	Chair right arm	£480.00	£544.00	£584.00	£616.00	£712.00
LYRLA	Chair left arm	£480.00	£544.00	£584.00	£616.00	£712.00

Code	Overall depth	Overall width	Overall height	Seat height	Seat depth	Seat width
LYRC	820	820	790	420	510	510
LYRNA	820	565	790	420	510	565
LYRRA	820	740	790	420	510	580
LYRLA	820	740	790	420	510	580


Finish




Made to order
Bands A,B,C,D&E




LYRC



LYRNA



LYRRA



LYRLA

Encore High back private seating



Encore is a distinctively elegant high back soft seating solution that is high in quality and unique in design. The clean, modern lines of the seating and wooden frame give Encore a contemporary look that will suit many open plan offices, creating a fun yet practical work space which will inspire employees and collaborations to a new level of function and sophistication.

- Deep-foamed seat construction with two-tone fabric options
- Choice of chrome finish or solid wood leg frame on seating and matching coffee table
- Large side screens which offer effective noise reduction & privacy
- Available with integrated power supply built in to the frame
- 600mm diameter coffee table with MDF top and straight edge stained to match top



Priced with metal legs. For wooden legs suffix **(WF)** and add **£100** per unit

Modular reception seating - metal legs

Dimensions

Code	Description	Band A	Band B	Band C	Band D	Band E
ENC02	2 seater	£880.00	£1040.00	£1200.00	£1360.00	£1520.00
ENC03	3 seater	£1040.00	£1200.00	£1360.00	£1520.00	£1680.00
RAY-T1	Conical leg table	£200.00	See colour choice below			
RAY-T2	Square leg table	£280.00	See colour choice below			

Code	Overall depth	Overall width	Overall height	Seat height	Seat depth	Seat width
ENC02	730	1390	1270	450	490	1200
ENC03	730	1990	1270	450	490	1800
RAY-T1	600d					
RAY-T2	600d					

Finish




RAY-T1

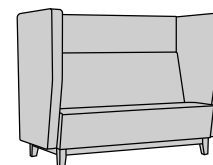


RAY-T2

Suffix	Table colour
-1	White top
-2	Summer oak top
-3	Biella walnut top

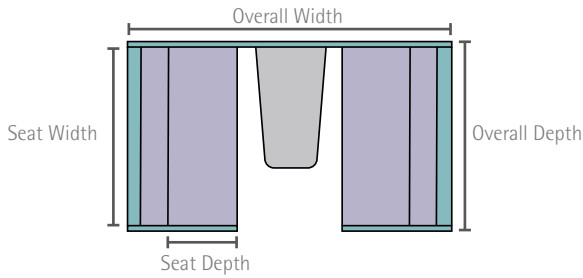


ENC02



ENC03

Encore pod Meeting pod seating



The Encore Pod has been designed to offer that essential private area in any busy work place by forming a virtual room within a larger open space. The clean, modern lines of the Encore high back seating fix together with a table and power supply to provide an enclosed visual and acoustic space, to accommodate working groups and teams with exceptional comfort and practicality.

- Deep-foamed seat construction with two-tone fabric options
- Choice of chrome finish or solid oak leg frame
- Choice of medium or large footprint sizes and 4 or 6 seater pods
- Available with integrated power supply built in to the frame



ENC04 - TABLE
1200w x 600-400d



ENC06 - TABLE
1600w x 600-400d



ENC05 - TABLE
1200w x 900-700d



ENC07 - TABLE
1600w x 900-700d



Edge detail - Straight

Table tops -

For White suffix **1**, for Summer oak suffix **2**, for Biella walnut suffix **3** e.g. **ENC04-WF-1** - 4 seater, wooden feet with a white table

Finish



Made to order
Bands A,B,C,D&E

4 seater pods - 2280mm wide


Dimensions

Code	Description	Band A	Band B	Band C	Band D	Band E
ENC04-ML	Metal legs	£2400.00	£2720.00	£3040.00	£3360.00	£3680.00
ENC04-WF	Wooden legs	£2560.00	£2880.00	£3200.00	£3520.00	£3840.00

Code	Overall depth	Overall width	Overall height	Seat height	Seat depth	Seat width
ENC04-ML	1390	2280	1270	450	490	1200
ENC04-WF	1390	2280	1270	450	490	1200


ENC04-ML

4 seater pod
1390mm depth (medium)
Metal legs



ENC04-WF

4 seater pod
1390mm depth (medium)
Wooden legs



4 seater pods - 2580mm wide

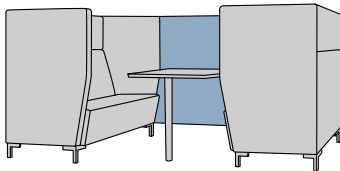
Dimensions

Code	Description	Band A	Band B	Band C	Band D	Band E
ENC05-ML	Metal legs	£2800.00	£3120.00	£3440.00	£3760.00	£4080.00
ENC05-WF	Wooden legs	£2960.00	£3280.00	£3600.00	£3920.00	£4240.00

Code	Overall depth	Overall width	Overall height	Seat height	Seat depth	Seat width
ENC05-ML	1390	2580	1270	450	490	1200
ENC05-WF	1390	2580	1270	450	490	1200

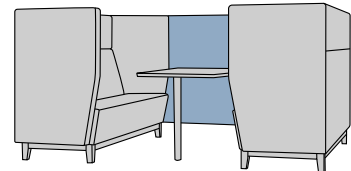
ENC05-ML

4 seater pod
1390mm depth (medium)
Metal legs



ENC05-WF

4 seater pod
1390mm depth (medium)
Wooden legs



6 seater pods - 2280mm wide


Dimensions

Code	Description	Band A	Band B	Band C	Band D	Band E
ENC06-ML	Metal legs	£2800.00	£3120.00	£3440.00	£3760.00	£4080.00
ENC06-WF	Wooden legs	£2960.00	£3280.00	£3600.00	£3920.00	£4240.00

Code	Overall depth	Overall width	Overall height	Seat height	Seat depth	Seat width
ENC06-ML	1990	2280	1270	450	490	1800
ENC06-WF	1990	2280	1270	450	490	1800

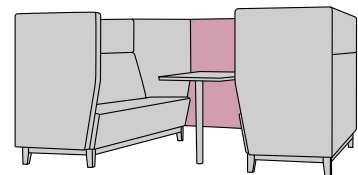
ENC06-ML

6 seater pod
1990mm depth (large)
Metal legs



ENC06-WF

6 seater pod
1990mm depth (large)
Wooden legs



6 seater pods - 2580mm wide


Dimensions

Code	Description	Band A	Band B	Band C	Band D	Band E
ENC07-ML	Metal legs	£3200.00	£3520.00	£3840.00	£4160.00	£4480.00
ENC07-WF	Wooden legs	£3360.00	£3680.00	£4000.00	£4320.00	£4640.00

Code	Overall depth	Overall width	Overall height	Seat height	Seat depth	Seat width
ENC07-ML	1990	2580	1270	450	490	1800
ENC07-WF	1990	2580	1270	450	490	1800

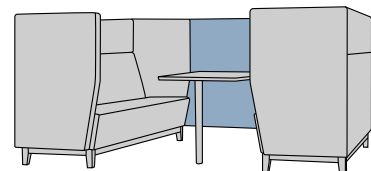
ENC07-ML

6 seater pod
1990mm depth (large)
Metal legs



ENC07-WF

6 seater pod
1990mm depth (large)
Wooden legs



Fabrics

There are a wide choice of fabrics available and it is important that you select the right fabric for the application as well as creating the perfect finish to the chairs.

Environmentally Friendly Fabrics

There are a growing number of options available for those looking for an eco-friendly fabric solution. Wool, bast fibres and recycled polyester are at the forefront of this development and offer not only excellent environmental credentials but also excellent design choice.

High wool content/100% wool

It's natural and renewable and has been around for millions of years. And it will be here long after the oil-based synthetics have gone. But it's not just environmental, it's the best performance fibre there is, with multiple smart abilities which have never been matched by man-made fibres. It has a microscopic armour like coating that preserves its beautiful appearance for longer. It has natural crimp which prevents flattening and resists wear, while its luxurious drape and stretch make it the perfect accompaniment to the curves and contours of sculptured furniture shapes.

It enjoys a natural cell structure, making it a "feel good" breathable fibre which can absorb and evaporate moisture for total user comfort. And it's fire safe thanks to its high moisture and nitrogen content, it's difficult to ignite, forms a char against flaming and in a severe fire situation will not melt, drip or give off toxic fumes.

Key benefits:

- Rapidly renewable
- Grown, not man-made
- Totally biodegradable
- Low energy footprint
- Low CO2 impact
- Appearance retention
- Inherently soil hiding
- Does not attract dust & dirt
- Stretch and recovery
- Breathable
- Insulating
- Fire retardant

Bast Fibres

Renewable fibres include nature's most well-known environmental textile, pure new wool, and bast fibres from plants such as nettles and hemp. Because they're protein or plant based, they will decompose fully for back to earth compostability.

Bast fibres occur in the structural material of a plant. They are located between the outer bark (epidermis) and the central woody core. The fibres are extracted using an environmentally preferable mechanical decortication process instead of separating them from the woody core by soaking them in chemicals or water. They can be used on their own, but are the perfect accompaniment to pure new wool. Most bast fibres are strong and elastic making them ideal as a textile fibre. They also have in-built fire retardant properties. When blended with wool, they create an unrivalled naturally fire retardant fabric which meets the main UK contract flammability standard (Crib 5 medium Hazard) without any chemical FR treatment.

Recycled Polyester

We're all learning to recycle more rather than throwing things to landfill. Polyester is made by reacting two petro-chemicals together, ethylene glycol and dimethyl naphthalate, to create polyethylene terephthalate (PET). It's the same material used to make plastic drinks bottles which are produced and discarded in massive volumes. Allied to this post-consumer waste is a mass of post-industrial waste created by manufacturers before their PET products ever get to consumers. Both forms of waste are used to make recycled polyester fabrics, removing the need to drill, refine and transport crude oil, separating it into petro-chemicals and adding other additives to turn it into the fibre that can be weaved.

Life cycle assessment conclusively demonstrates that fabrics manufactured from 100% recycled polyester have significantly less environmental impact than those manufactured from virgin polyester.

Fabric Bands and Recommendations

Not all fabrics are suitable for soft seating / reception seating. Opposite shows all fabrics grouped in the relevant pricing bands together with recommended usage. We cannot guarantee the finish of any chair that is ordered in fabric that is not recommended for that application.


Seating Guarantees

All seating products are guaranteed for a period related to the usage and the structural capability of the chair.

Regardless of usage, all seating products are guaranteed against manufacturing defects, except for upholstery, castors and mechanisms which are subject to usage related wear and tear. The suggested maximum weight loading and hourly usage should not be exceeded. The guarantee is effective from the day the chair leaves the factory and the supplier reserves the right not to apply the guarantee in cases of inappropriate use or when the chair has been tampered with by a third party or interventions by non-authorised personnel.

Seating Guarantees - Made to Order

All products that show this symbol are made to your specification and to order. It is our policy that once these products have been ordered they cannot be cancelled.



Fabric bands & application

Pricing Bands						Application		Environmental		Fire	
Manufacture	Range	Band A	Band B	Band C	Band D	Band E	Task Seating	Soft Seating	Environment	Fire rating Crib 5	
Camira	Xtreme	A					Yes		100% Re-cycled polyester	Cigarette and match / Crib 5 / M1/B1	
Camira	Advantage	A					Yes		60% Polypropylene 30% wool 10% viscose	Low hazard cigarette and match	
Camira	Phoenix	A					Yes		100% Polyester	Cigarette and match	
Camira	Sprint		B				Yes	Yes	100% Polyester	Cigarette and match	
Camira	X2		B				Yes	Yes	100% Re-cycled polyester	Cigarette and match / medium hazard	
Camira	Mainline plus		B				Yes	Yes	67% Virgin wool 37% flame retardant viscose	Cigarette and match / Crib 5	
Camira	Chateau		B				Yes		100% Flame Retardant Polypropylene	BS 7176:2007 Medium Hazard	
Camira	Manhattan		B				Yes		100% Recycled Polyester	Cigarette and match	
Camira	Vita		B				Yes	Yes	Surface 95.5% pvc 1.5%pu Substrate 50% polyester/ 50% cotton	Low hazard cigarette and match / Crib 5	
Camira	Mainline Flax			C			Yes	Yes	70% vigin wool 30% Flax	Cigarette and match / medium hazard	
Camira	Urban			C			Yes		Re-cycled polyester	Cigarette and match / medium hazard /M1/B1	
Camira	24/7				D		Yes	Yes	50% polyimide 33% wool 10% visil 7% viscose	Cigarette and match / Crib 5	
Camira	Aquarius				D		Yes	Yes	100% Virgin wool	Cigarette and match	
Camira	Blazer quilt channel and hour glass				D		Yes	Yes	Task seating / soft seating	BS 7176:2007 Low Hazard	
Camira	Hemp				D		Yes	Yes	60% Wool 40% True hemp	Cigarette and match / medium hazard	
Camira	Craggan				D		Yes	Yes	100% Pure New Wool	BS 7176:2007 Medium Hazard	
Camira	Blazer				D		Yes	Yes	100% Virgin wool	Cigarette and match	
Camira	Halcyone collection				D		Yes	Yes	100% Polyester with flame retardant coating	Crib 5 / Anti Mircobal	
Camira	Intervene plain and textured				D		Yes	Yes	100% Recycled Polyester face	BS 5852:2006 Section 4 Ignition Source 5	
Camira	Landscape Balance and Contract				D		Yes		95% Virgin Wool, 5% Polyamide	Cigarette and match	
Camira	Marvel				D		Yes	Yes	Surface 100% Polyurethane Substrate 70% Polyester 30% Cotton	Cigarette and match / medium hazard	
Camira	Oxygen				D		Yes		90% Virgin Wool, 10% Polyamide	BS 7176:2007 Low Hazard	
Camira	Synergy				D		Yes	Yes	95% Virgin Wool, 5% Polyamide	BS 7176:2007 Low Hazard	
Camira	Velvetesse				D		Yes	Yes	100% Polyimide	Low hazard cigarette and match / Crib 5	
Camira	Silk					E	Yes	Yes	67% Virgin wool 22% Flax 11% silk	Cigarette and match / medium hazard / Crib 5	
Agua	Libra	A					Yes	Yes	100% Treated polyester	BS7176 CRIB5 / Anti bacterial / anti fungal	
Agua	Paint Pot		B				Yes	Yes	2% pu 59% pvc 29% cotton 10% polyester	BS7176 CRIB5 / Anti bacterial / anti fungal	
Agua	Taurus			C			Yes	Yes	2.5% pu 97.5% pvc substrate 50%pes 50%cotton	Crib 5 / anti bacterial / anti fungal	
Agua	Nova			C			Yes	Yes	100% Polyester	BS7176 CRIB5 / Anti bacterial / anti fungal	
Agua	Lunar			C			Yes	Yes	74% pvc 2% pu 12% polyester 12% cotton	BS7176 CRIB5 / Anti bacterial / anti fungal	
Agua	Sark			C			Yes	Yes	88% Treated polyester 12% treated nylon	BS7176 CRIB5 / Anti bacterial / anti fungal	
Agua	Cashmir			C			Yes	Yes	100% Treated polyester	BS7176 CRIB5 / Anti bacterial / anti fungal	
Bradbury	Arizona	A					Yes		100% Polyester	Cigarette and match / BS5852 source 5	
Bradbury	Stirling	A					Yes		70% Polypropylene, 30% wool	BS EN 1021 - 1: 2006 (Cigarette and Match)	
Bradbury	Omega plus	A					Yes	Yes	100% Polyester	Cigarette and match / BS5852 source 5	
Bradbury	Pyra	A					Yes		100% Polypropylene	BS EN 1021 - 1&2: 2006 (passes cigarette & match)	
Bradbury	Fizz		B				Yes		100% Polyester	Cigarette and match / BS5852 source 5	
Bradbury	Flamblend		B				Yes	Yes	45% Wool, 45% FR Modacrylic, 10% Nylon	BS 5852: 2006 Ignition source 5	
Bradbury	Figaro		B				Yes	Yes	85% Polyvinyl Chloride, 13% Cotton, 2% Polyurethane	BS 5852: Section 4 Ignition Source 5	
Bradbury	Torro		B				Yes	Yes	85% Polyvinyl Chloride, 13% Cotton, 2% Polyurethane	BS 5852: Section 4 Ignition Source 5	
Bradbury	Torro plus			C			Yes	Yes	54.2% Polyurethane, 26.3% Polyester 19.5% Cotton	BS 5852: Section 4 Ignition Source 5 FMVSS 302 Motor Vehicle	
Bradbury	Carnival			C			Yes	Yes	80% Wool 20% nylon	Cigarette and match / BS5852 source 5	
Bradbury	Blenhiem				D		Yes	Yes	80% Wool 20% nylon	Cigarette and match / BS5852 source 5	
Bradbury	Blenhiem check				D		Yes	Yes	90% Wool 10% nylon	Cigarette and match	
Dams	Fresh vinyl	A					Yes	Yes	Pvc-co (78% - 22%)	Crib 5 / anti bacterial / anti fungal	
Gabriel	See manufacturers web site					P.O.A			Please check fabric suppliers web site as fabric ranges vary	Please check fabric manufacturer web site	
Kvadrat	See manufacturers web site					P.O.A			Please check fabric suppliers web site as fabric ranges vary	Please check fabric manufacturer web site	
Bute	See manufacturers web site					P.O.A			Please check fabric suppliers web site as fabric ranges vary	Please check fabric manufacturer web site	
Cheiftain vinyl	See manufacturers web site					P.O.A	Yes	Yes	Please check fabric suppliers web site as fabric ranges vary	Please check fabric manufacturer web site	
Ambia	See manufacturers web site					P.O.A	Yes	Yes	Please check fabric suppliers web site as fabric ranges vary	Please check fabric manufacturer web site	
Crest leather	See manufacturers web site					P.O.A	Yes	Yes	Please check fabric suppliers web site as fabric ranges vary	Please check fabric manufacturer web site	
Andrew Muirhead leather	See manufacturers web site					P.O.A	Yes	Yes	Please check fabric suppliers web site as fabric ranges vary	Please check fabric manufacturer web site	
Bridge of Weir leather	See manufacturers web site					P.O.A	Yes	Yes	Please check fabric suppliers web site as fabric ranges vary	Please check fabric manufacturer web site	

Fabric Camira - Xtreme Plus Band A



YS168 TORTUGA

Features & Benefits

Composition 100% Recycled Polyester FR. Non metallic dyestuffs
Second Nature Recycled / EU Flower certified
***Abrasion Resistance** 10 year guarantee / 100,000 Martindale cycles (full details available)
Flammability BS EN 1021 - 1 : 2006 (cigarette), BS EN 1021 - 2 : 2006 (match), BS 7176 : 2007 Low Hazard, BS 5852 : 2006 Section 4 Ignition Source 5, BS 7176 : 2007 Medium Hazard, UNI 8456 & UNI 9174 Class 1, NF - P - 92 - 507 M1, NF D 60-013:2006, DIN 4102 B1
***Light Fastness** Hazard Note: Flammability performance is dependent on foam used.
 6 (ISO 105 - B02:1999)
***Fastness to Rubbing** Wet: 4 Dry: 4 (ISO 105 - X12:2002)
Maintenance Washable to 60°C. Vacuum regularly. Wipe clean with a damp cloth or shampoo using proprietary upholstery shampoo.
Colour Matching Batch to batch variations in shade may occur within commercial tolerances.

*Tested in accordance with BS 2543:1995/2004. Further information available on request.



YS105 BELIZE



YS079 PANAMA



YS102 BRIDGETOWN



YS097 BLUEBELL



YS071 SANDSTORM




YS108 ARUBA



YS026 COSTA



YS009 HAVANA



YS027 JAMAICA



YS106 CALYPSO



YS101 DIABLO



YS156 MADURA



YS047 WINDJAMMER



YS005 CURACAO



YS082 SCUBA



YS084 TAROT

Fabric Camira - Advantage Band A



AD004 COBALT

Features & Benefits

Composition 60% Polypropylene, 30% Virgin Wool, 10% Viscose
***Abrasion Resistance** 5 year guarantee / 90,000 Martindale cycles (full details available)
Flammability BS EN 1021 - 1 : 2006 (cigarette), BS EN 1021 - 2 : 2006 (match), BS 7176 : 2007 Low Hazard Note: Flammability performance is dependent on foam used.
***Light Fastness** 5 (ISO 105 - B02:1999)
***Fastness to Rubbing** Wet: 4 Dry: 4 (ISO 105 - X12:2002)
Maintenance Vacuum regularly. Wipe clean with a damp cloth or shampoo using proprietary upholstery shampoo.
Colour Matching Batch to batch variations in shade may occur within commercial tolerances.


*Tested in accordance with BS 2543:1995/2004. Further information available on request.



AD111 CINNAMON



AD014 RED



AD122 KINGFISHER



AD017 SEA BLUE



AD010 MINERAL



AD126 CLIPPER



AD001 ADRIATIC



AD118 PURPLE



AD020 WINE



AD127 RASPBERRY



AD029 GRAPE



AD002 AQUA



AD116 BEETROOT



AD011 NIGHTSHADE



AD028 CHARCOAL



AD055 BLACK

Fabric Camira - Phoenix Band A



YP107 SANDSTORM

Features & Benefits

Composition 100% Polyester. Non metallic dyestuffs
***Abrasion Resistance** 5 year guarantee / 100,000 Martindale cycles (full details available)
Flammability BS EN 1021 - 1 : 2006 (cigarette), BS EN 1021 - 2 : 2006 (match), BS 7176 : 2007 Low Hazard Note flammability performance is dependent on foam used
 6 (ISO 105 - B02:1999)
***Light Fastness** Wet: 4 Dry: 4 (ISO 105 - X12:2002)
***Fastness to Rubbing** Vacuum regularly. Wipe clean with a damp cloth or shampoo using proprietary upholstery shampoo.
Maintenance Batch to batch variations in shade may occur within commercial tolerances.
Colour Matching

*Tested in accordance with BS 2543:1995/2004. Further information available on request.



YP108 APPLE



YP109 PARASOL



YP097 BLUEBELL



YP110 SOLANO



YP113 OLYMPIC



YP081 BLIZZARD



YP082 SCUBA



YP021 BLUEFIELD



YP100 OCEAN



YP084 TAROT



YP005 CURACAO



YP027 JAMAICA



YP106 CALYPSO



YP105 BELIZE



YP019 PASEO



YP009 HAVANA

Fabric Camira - Mainline Plus Band B



IF084 JUNIPER

Features & Benefits

Composition 67% Virgin Wool, 20% Flame Retardant Viscose, 13% Viscose
***Abrasion Resistance** 5 year guarantee / 75,000 Martindale cycles (full details available)
Flammability BS EN 1021 - 1 :2006 (cigarette), BS EN 1021 - 2:2006 (match), BS 7176 :2007 Low Hazard, BS 5852 :2006 Section 4 Ignition Source 5, BS 7176 :2007 Medium Hazard
***Light Fastness** Hazard Note: Flammability performance is dependent on foam used.
 5 (ISO 105 - B02:1999)
***Fastness to Rubbing** Wet: 4 Dry: 4 (ISO 105 - X12:2002)
Maintenance Vacuum regularly. Wipe clean with a damp cloth or shampoo using proprietary upholstery shampoo.
Colour Matching Batch to batch variations in shade may occur within commercial tolerances.

*Tested in accordance with BS 2543:1995/2004. Further information available on request.



IF011 RED



IF033 CLARET



IF101 RUBY



IF142 MARMALADE



IF046 TERRACOTTA



IF111 CLIPPER



IF250 PRUDENCE



IF058 LEAD



IF147 PENSTEMON



IF237 TULIP



IF240 TEAL



IF027 WEDGEWOOD



IF149 BLUENOTE



IF020 ROYAL




IF000 CHARCOAL



IF059 BLACK

Fabric Camira - X2 Plus Band B



AK005 ALEGEBRA

Features & Benefits

Composition 100% Recycled Polyester. Non metallic dyestuffs
Second Nature Recycled, including closed loop content
***Abrasion Resistance** 5 year guarantee / 100,000 Martindale cycles (full details available)
Flammability BS EN 1021 - 1:2006 (cigarette), BS EN 1021 - 2:2006 (match), BS 7176 : 2007 Low Hazard, BS 5852 : 2006 Section 4 Ignition Source 5, BS 7176 : 2007 Medium Hazard, UNI 8456 & UNI 9174 Class 1, Certification pending: NF - P - 92 - 507 M1, NF D 60-013:2006, DIN 4102 B1
***Light Fastness** 6 (ISO 105 - B02:1999)
***Fastness to Rubbing** Wet: 4 Dry: 4 (ISO 105 - X12:2002)
Maintenance Washable to 60°C. Vacuum regularly. Wipe clean with a damp cloth or shampoo using proprietary upholstery shampoo.
Colour Matching Batch to batch variations in shade may occur within commercial tolerances.

*Tested in accordance with BS 2543:1995/2004. Further information available on request.



AK013 SUBTRACT



AK014 MULTIPLY



AK015 DIVIDE



AK011 MEDIAN



AK012 ADD



AK003 FRACTION



AK001 RATIO



AK002 POLYGON



AK017 FORMULA



AK016 PERCENTAGE



AK020 NUMBER



AK019 POSITIVE



AK006 VALUE



AK008 CALCULUS



AK009 ACUTE



AK010 METRIC

Fabric Camira - Urban Plus Band C



YN148 AVENUE

Features & Benefits

Composition 100% Recycled flame retardant Polyester. Non metallic dyestuffs
***Abrasion Resistance** 5 year guarantee / 100,000 Martindale cycles (full details available)
Flammability BS EN 1021 - 1:2006 (cigarette), BS EN 1021 - 2:2006 (match), BS 7176 : 2007 Low Hazard, BS 5852 : 2006 Section 4 Ignition Source 5, BS 7176 : 2007 Medium Hazard, UNI 8456 & UNI 9174 Class 1, NF - P - 92 - 507 M1, NF D 60-013:2006, DIN 4102 B1
***Light Fastness** 6 (ISO 105 - B02:2013)
***Fastness to Rubbing** Wet: 4 Dry: 4 (ISO 105 - X12:2002)
Maintenance Washable to 60°C. Vacuum regularly. Wipe clean with a damp cloth or shampoo using proprietary upholstery shampoo.
Colour Matching Batch to batch variations in shade may occur within commercial tolerances.



YN200 UPTOWN



YN212 DISTRICT



YN027 PRECINCT



YN076 HIGHRISE



YN079 CONGESTION



YN204 GRAFFITI



YN082 CONURBATION



YN202 PENTHOUSE



YN108 LIVING



YN091 BENCH



YN205 INTERSECTION



YN211 FREEWAY



YN201 LOFT



YN160 BOULEVARD



YN209 STREETSMART



YN009 SUBWAY



LI-ROYAL

Features & Benefits

Market Sectors : Office, Break Out, Hospitality, Healthcare

Composition 100% Treated Polyester. REACH compliant, Phthalate free
 Abrasion Resistance >100,000 Martindale
 Flammability BS EN 1021 - 1 :2006 0 & 1, BS 7176 :2007 Crib 5 Medium Hazard
 Note flammability performance is dependent on foam used
 Waterproof Hydrostatic Head > 1 metre

Anti-microbial Resistant to microbial and fungal growth including Salmonella, E.Coli, C.Difficile
 Stain resistant Stains will become harder to remove the longer they are left untreated

Maintenance Vacuum regularly. Wipe clean with a damp microfiber cloth. Can be spot cleaned with mild Hypochlorite solutions (10,000 ppm of available chlorine) for infection control purposes. Refer to fabric care sheets on the Agua website for full details
 Colour Matching Batch to batch variations in shade may occur within commercial tolerances.



LI-BLACK



LI-MIDNIGHT




LI-CHARCOAL



LI-BROWN



LI-TAN



LI-RED



LI-HONEY



LI-BOTTLE



PP-SCARLET

Features & Benefits


Market Sectors : Office, Break Out, Hospitality, Healthcare

Composition 2% PU, 59% PVC, 29% Cotton, 10% Polyester. REACH compliant, Phthalate free
 Abrasion Resistance >100,000 Martindale
 Flammability BS EN 1021 - 1 :2006 0 & 1, BS 7176 :2007 Crib 5 Medium Hazard
 Note flammability performance is dependent on foam used
 Waterproof

Anti-microbial Resistant to microbial and fungal growth including Salmonella, E.Coli, C.Difficile
 Maintenance Vacuum regularly. Wipe clean with a damp microfiber cloth. Can be spot cleaned with mild Hypochlorite solutions

(10,000 ppm of available chlorine) for infection control purposes. Refer to fabric care sheets on the Agua website for full details.
 Clothing dyes and biro may cause permanent staining

Colour Matching Batch to batch variations in shade may occur within commercial tolerances.



PP-IVORY




PP-BEIGE




PP-CHESTNUT




PP-BROWN



PP-BLACK



PP-SILVER



PP-GRAPHITE



PP-YELLOW



PP-MUSTARD




PP-ORANGE



PP-BURNT ORANGE




PP-PINK



PP-ROSE



PP-CLARET



PP-PURPLE




PP-SPEARMINT



PP-LIME




PP-GRASS



PP-SKY



PP-AZURE



PP-ROYAL



PP-BLUE



AQ CORNFLOWER

Features & Benefits

Market Sectors : Office, Break Out, Hospitality, Healthcare

Composition 2% PU, 74% PVC, 12% Cotton, 12% Polyester. REACH compliant, Phthalate free
Abrasion Resistance >100,000 Martindale
Flammability BS EN 1021 - 1 :2006 0 & 1, BS 7176 :2007 Crib 5 Medium Hazard
Note flammability performance is dependent on foam used
Waterproof

Anti-microbial Resistant to microbial and fungal growth including Salmonella, E.Coli, C.Difficile
Maintenance Vacuum regularly. Wipe clean with a damp microfiber cloth. Can be spot cleaned with mild Hypochlorite solutions (10,000 ppm of available chlorine) for infection control purposes. Refer to fabric care sheets on the Agua website for full details.
Clothing dyes and biro may cause permanent staining
Colour Matching Batch to batch variations in shade may occur within commercial tolerances.



AQ CREAM



AQ GREEN



AQ APPLE



AQ TEAL



AQ SKY BLUE



AQ GREY



AQ ROSE



AQ RED



SC CORNFLOWER

Features & Benefits


Market Sectors : Office, Break Out, Hospitality, Healthcare

Composition 2% PU, 74% PVC, 12% Cotton, 12% Polyester. REACH compliant, Phthalate free
Abrasion Resistance >100,000 Martindale
Flammability BS EN 1021 - 1 :2006 0 & 1, BS 7176 :2007 Crib 5 Medium Hazard
Note flammability performance is dependent on foam used
Waterproof


Anti-microbial Resistant to microbial and fungal growth including Salmonella, E.Coli, C.Difficile
Maintenance Vacuum regularly. Wipe clean with a damp microfiber cloth. Can be spot cleaned with mild Hypochlorite solutions (10,000 ppm of available chlorine) for infection control purposes. Refer to fabric care sheets on the Agua website for full details.
Clothing dyes and biro may cause permanent staining
Colour Matching Batch to batch variations in shade may occur within commercial tolerances.



SC CREAM



SC GREY




SC BLACK



SC DARK BROWN



SC CHESTNUT



SC DARK GREY



SC NAVY



SC EMERALD



SC PLUM



SC RED




SC CRIMSON



SC ROSE



SC GREEN



SC APPLE



SC SKY BLUE



SC TEAL



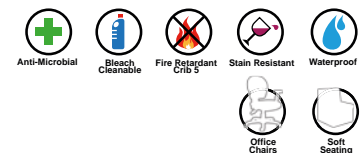
CA-CERISE

Features & Benefits

Market Sectors : Office, Break Out, Hospitality, Healthcare

Composition 100% Treated Polyester. REACH compliant, Phthalate free
Abrasion Resistance >80,000 Martindale
Flammability BS EN 1021 - 1 :2006 0 & 1, BS 7176 :2007 Crib 5 Medium Hazard
Note flammability performance is dependent on foam used
Waterproof Hydrostatic Head > 1 metre


Anti-microbial Resistant to microbial and fungal growth including Salmonella, E.Coli, C.Difficile
Stain resistant Stains will become harder to remove the longer they are left untreated
Maintenance Vacuum regularly. Wipe clean with a damp microfiber cloth. Can be spot cleaned with mild Hypochlorite solutions (10,000 ppm of available chlorine) for infection control purposes. Refer to fabric care sheets on the Agua website for full details
Colour Matching Batch to batch variations in shade may occur within commercial tolerances.



CA-SLATE



CA-STONE



CA-MUSHROOM



CA-CHARCOAL



CA-SAND



CA-CITRUS



CA-WEDGWOOD



CA-RUBY



TA-TEAL

Features & Benefits

Market Sectors : Office, Break Out, Hospitality, Healthcare

Composition 2% PU, 74% PVC, 12% Cotton, 12% Polyester. REACH compliant, Phthalate free

Abrasion Resistance >400,000 Martindale

Flammability BS EN 1021 - 1 :2006 0 & 1, BS 7176 :2007 Crib 5 Medium Hazard (7 colours available as Crib 7 High Hazard) Note flammability performance is dependent on foam used


Waterproof

Anti-microbial Resistant to microbial and fungal growth including Salmonella, E.Coli, C.Difficile

Maintenance Vacuum regularly. Wipe clean with a damp microfiber cloth. Can be spot cleaned with mild Hypochlorite solutions

(10,000 ppm of available chlorine) for infection control purposes. Refer to fabric care sheets on the Agua website for full details. Clothing dyes and biro may cause permanent staining

Colour Matching Batch to batch variations in shade may occur within commercial tolerances.



TA-POLAR




TA-PARCHMENT



TA-LATTE




TA-MUSHROOM




TA-SAND



TA-STONE



TA-BARK



TA-COCOA



TA-CREAM




TA-CARAMEL



TA-FUDGE



TA-CHOCOLATE



TA-TAUPE



TA-MOCHA



TA-SADDLE



TA-TAN



TA-FENNEL



TA-TOFFEE



TA-PEBBLE



TA-SPICE




TA-HEATHER




TA-SLATE



TA-BLACK



TA-MIDNIGHT



TA-CITRUS



TA-GRASS



TA-DUCK EGG




TA-OCEAN



TA-CONIFER



TA-MOSS




TA-ENSIGN




TA-BERRY



TA-WEDGWOOD



TA-CHILLI



TA-BRICK



TA-OX



TA-ROSEWOOD




TA-AUBERGINE



TA-BRAMBLE



TA-SAPPHIRE



TA-LILAC




TA-ROSE



TA-ORCHID



TA-GARNET



TA-DAMSON



TA-TOMATO



TA-CARMINE



TA-WINE



NO-WEDGWOOD

Features & Benefits

Market Sectors : Office, Break Out, Hospitality, Healthcare

Composition 100% Treated Polyester. REACH compliant, Phthalate free
Abrasion Resistance >100,000 Martindale
Flammability BS EN 1021 - 1 :2006 0 & 1, BS 7176 :2007 Crib 5 Medium Hazard
Note flammability performance is dependent on foam used
Waterproof Hydrostatic Head > 1 metre

Anti-microbial Resistant to microbial and fungal growth including Salmonella, E.Coli, C.Difficile

Stain resistant Stains will become harder to remove the longer they are left untreated

Maintenance Vacuum regularly. Wipe clean with a damp microfiber cloth. Can be spot cleaned with mild Hypochlorite solutions (10,000 ppm of available chlorine) for infection control purposes. Refer to fabric care sheets on the Agua website for full details
Colour Matching Batch to batch variations in shade may occur within commercial tolerances.



NO-VANILLA



NO-OATMEAL



NO-LATTE



NO-MINK



NO-WALNUT



NO-CHESTNUT



NO-RAVEN



NO-FENNEL



NO-SAFFRON



NO-SAGE



NO-LEMON



NO-DILL



NO-LIME



NO-SEA GRASS



NO-MOSS



NO-TAUPE



NO-LAVENDER



NO-RASPBERRY



NO-POPPY



NO-RUSSET



NO-BURNT ORANGE



NO-CLARET



NO-BURGUNDY



NO-DAMSON



NO-DOVE



NO-ROYAL



NO-ORION



NO-BLUEBELL



NO-GRAPE



NO-NUTMEG



NO-EBONY



SA-ZEST

Features & Benefits

Market Sectors : Office, Break Out, Hospitality, Healthcare

Abrasion Resistance >40,000 Martindale
Flammability BS EN 1021 - 1 :2006 0 & 1, BS 7176 :2007 Crib 5 Medium Hazard
Note flammability performance is dependent on foam used
Waterproof Hydrostatic Head > 1 metre

Anti-microbial Resistant to microbial and fungal growth including Salmonella, E.Coli, C.Difficile

Stain resistant Stains will become harder to remove the longer they are left untreated

Maintenance Vacuum regularly. Wipe clean with a damp microfiber cloth. Can be spot cleaned with mild Hypochlorite solutions (10,000 ppm of available chlorine) for infection control purposes. Refer to fabric care sheets on the Agua website for full details
Colour Matching Batch to batch variations in shade may occur within commercial tolerances.



SA-CLOUD



SA-LAVENDER



SA-TAUPE



SA-MOCHA



SA-GREY



SA-GREEN



SA-SKY BLUE



SA-TEAL



SA-RED



SA-GRAPHITE




SA-MAUVE




SA-MARINE



SA-WINE



SA-CHARCOAL



052 REACTION

Features & Benefits

Composition 100% Polyester – none metallic dyestuffs
Weight 350grms/mt²
Abrasion Tested in accordance with BS2543:2004 to 80,000 rubs martindale, with a 5 year guarantee
Flame Retardancy BS 7176 2007 Low Hazard, BS EN 1021 -1:2006 (cigarette) & BS EN 1021-2:2006 (match)
 BS 7176 2007 Medium Hazard, BS 5852:2006 ignition source crib 5.
Light Fastness 5 (ISO 105 – B02:1999)
Fabric care Clean using a proprietary upholstery shampoo
Colour matching Batch to batch variations in shade may occur within commercial tolerances.


If you require a Bradbury fabric sample please contact www.bradburyfabrics.com



053 ATOMIC




056 ENERGY



062 DRAKE



058 CAPRI



051 SAFFRON



050 MELTDOWN



055 FUSION



060 BURGON



054 SCARLET



057 RUBINE



059 AURA



061 MARDI GRAS



064 JASMINE



065 VERONA



068 BALTIC



069 INDIGO



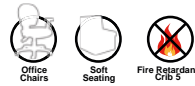
063 DOVE



066 LAVA



067 CHESTNUT



FLM200 PHEONIX

Features & Benefits

Composition 45% Wool, 45% FR Modacrylic, 10% Nylon
Weight 414grms/mt²
Abrasion Tested in accordance with BS EN ISO 12947-2:1999 as modified by Annex F of BS 2543:2004 To 100,000 rubs Martindale. Meets the requirements of BS 2543:2004 and has been graded SEVERE CONTRACT and is suitable for all types of upholstery applications, with 5year guarantee.
Flame Retardancy BS EN 1021-1:2006 (cigarette), BS EN 1021-1:2006 (match), BS 7176:2007 Low Hazard & BS 7176:2007 Medium Hazard ignition source Crib 5
Stain Repellance Treated as standard with stain repellent treatment.
Fastness to rubbing Wet 4+ & Dry 4+ (ISO 105-x12:2002)
Light Fastness 5+ (ISO 105 – B02:1999)
Fabric care Clean using a proprietary upholstery shampoo
Colour matching Batch to batch variations in shade may occur within commercial tolerances.

If you require a Bradbury fabric sample please contact www.bradburyfabrics.com



FLM340 KIRKO



FLM117 BAMBOO



FLM331 RED RUM



FLM028 HONEYSUCKLE



FLM059 TANGERINE



FLM016 CARNATION RED



FLM101 ARIZONA



FLM228 ROUGE



FLM039 MOSS



FLM037 MINERAL



FLM095 ROYAL



FLM021 DELPHINIUM



FLM205 PORCELAIN



FLM008 ARTIC



FLM029 IRIS



FLM018 CINNEBAR



FLM216 RIVIERA



FLM011 BALMORAL



FLM025 GUNMETAL



FLM110 DARK GREY



FLM116 PEAT



FLM115 CHARCOAL



FLM338 WEST TIP



FLM055 SOOT



PY06 GREY

Features & Benefits

Composition 100% FR Polypropylene
Weight 225grms/mt²
Abrasion Tested in accordance with BS EN ISO 12947-1:1999 as modified by Annex F of BS2543:2006 to 60,000 rubs Martindale, with 5 year guarantee.
Flame Retardancy BS 7176 2007 Low Hazard, BS EN 1021 -1:2006 (cigarette) & BS EN 1021-2:2006 (match)
Light Fastness 5+ (ISO 105 – B02:1999)
Fabric care Clean using a proprietary upholstery shampoo
Colour matching Batch to batch variations in shade may occur within commercial tolerances.

If you require a Bradbury fabric sample please contact www.bradburyfabrics.com

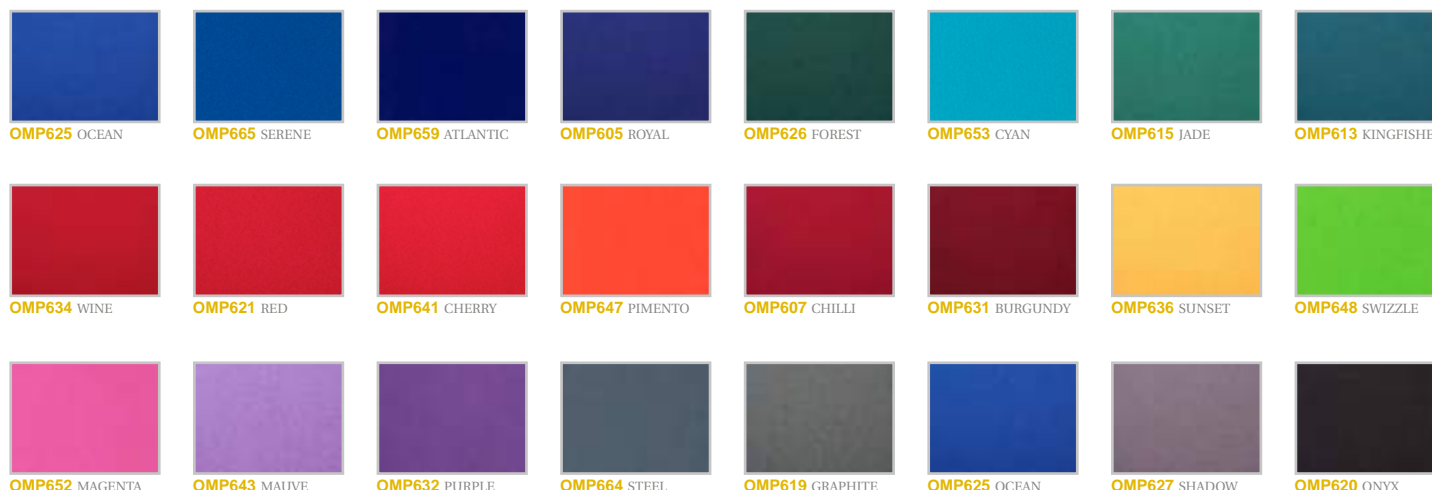


OMP604 LAGOON

Features & Benefits

Composition 100% Polyester – non metallic dyestuffs
Weight 310grms/mt²
Abrasion Tested in accordance with BS 2543 2004 to 100,000 rubs Martindale and has been graded SEVERE CONTRACT suitable for many types of upholstery applications, with 5 year guarantee.
Flame Retardancy BS EN 1021-1:2006 (cigarette), BS EN 1021-1:2006 (match), BS 7176:2007 Low Hazard & BS 7176:2007 Medium Hazard ignition source Crib 5
Light Fastness 6 (ISO 105 – B02:1999)
Fabric care Clean using a proprietary upholstery shampoo
Colour matching Batch to batch variations in shade may occur within commercial tolerances.

If you require a Bradbury fabric sample please contact www.bradburyfabrics.com





TERRACOTTA

Features & Benefits


Market Sectors : Office, Break Out, Hospitality, Healthcare

Composition 2% PU, 78% PVC, 1% Elastane, 19% Polyester.
 Abrasion Resistance >400,000 Martindale
 Flammability BS EN 1021 - 1 :2006 0 & 1, BS 7176 Crib 5 Medium Hazard, IMO Annex part 8,M2
 Note flammability performance is dependent on foam used


Waterproof
 Anti-microbial Resistant to microbial and fungal growth including Salmonella, E.Coli and MRSA
 Colour Matching Batch to batch variations in shade may occur within commercial tolerances.



CORNFLOWER




NAVY



TEAL



SAND



ROSE



PLUM



CHESTNUT



APPLE



GRAPHITE



BLACK



74465 OCEAN


Features & Benefits

Composition PVC-CO (78% -22%)
 Abrasion ISO 5470-2 In excess 40.000
 Flammability BS 5852 sources 0 & 1, EN 1021-1-2 part 1 & 2 BS 5852 source crib 5
 IMO A.652(16) Cigarette & Match NF-P92-503, M2
 Light Fastness EN ISO 105-B02 6+ grade
 Rub Fastness Veslic ISO 11640. 1000 rubs felt dry no staining, 1000 rubs felt wet no change
 1000 rubs felt with no damage, alkaline perspiration solution ISO 11641
 Maintenance Clean with a damp soapy sponge and lukewarm water. Only use alkaline free soap.
 Colour Matching Batch to batch variations in shade may occur within commercial tolerances.

*Tested in accordance with BS 2543:1995/2004. Further information available on request.



72123 ZEST



00110 NERO



51809 ATOMIUM



65105 RASPBERRY



24638 SUNRISE